

KAZAKHSTAN INSTITUTE OF MANAGEMENT, ECONOMICS AND STRATEGIC RESEARCH



KIMEP FACT BOOK

Volume 6

November 2011

(for AYs 2010-11, 2009-10, 2008-09)



ALMATY 2011

TABLE OF CONTENTS

Foreword by KIMEP President.....	3
KIMEP at a Glance.....	4
Governance	4
University Officers	4
History and Achievements.....	5
License	5
Attestation.....	6
Ratings	6
KIMEP in Brief	8
KIMEP Students Geography.....	9
KIMEP Faculty Geography	9
STUDENT BODY STATISTICS	10
Admission Statistics.	10
Admission Statistics for 2011-12.	10
Admission Rates, 2010-12	10
Admission in Two Main Academic Colleges, Fall 2011	10
Enrollment Statistics.....	11
Freshman Enrollment, 2008-12	11
Number of Enrolled Students, 2008-11.....	11
Average Age of Enrolled Students, 2008-11	12
Average Age of Enrolled Students by Degree Level, 2008-11,	12
Enrolled Students by Gender, 2008-11.....	13
Average Grades of Enrolled Students, 2009-11.....	13
Number of Students, Eligible to Enroll, by Programs and Gender, 2008-11	14
Number of Students Participating in KIMEP Administered Scholarship Programs Abroad, 2008-11.....	14
Number of Students Participating in KIMEP’s International Exchange Programs, 2008-11.....	15
Graduated Students Statistics	16
Conferred Degrees, 2008-11	16
Conferred Degrees by Gender, 2008-11.....	16
Average GPA at Graduation by Programs, 2008-11	16
Length of Study of Bachelors, Masters and Doctoral Graduates, 2008-11	17
KIMEP Student Association (KSA)	18
KSA President and Cabinet Members, 2011-12, 2010-11	18
Major Events Held by Student Affairs and KSA, 2010-2011	18
FACULTY BODY STATISTICS	19
Number and Scope	19
Dynamics of Faculty Members Headcount in Two Main Colleges, 2008-12	19
Faculty Members by Academic Degrees, 2008-12	19
Full Time and Part Time Faculty Members at Colleges and Centers, 2008-12	19
Professional Development	19
KIMEP Faculty Members Studying at KIMEP, 2008-11	19
KIMEP Faculty Members Studying Abroad, 2008-11.....	20
Research Activity by Departments	21
Number of Conference Participation, 2008-11	21
Number of Published Publications, 2008-11	21
ALUMNI	22
Number and Scope	22
Number of Alumni by Academic Years, 1994-2011	22
Number of Alumni by Program, 1994-2011	22
Employment and Salary	22
Employment Rate of KIMEP Alumni, 2007-10	22
Factors Assisting in Getting Job after Graduating from KIMEP, 2008-10	23
Alumni 2008-10: Salary Ranges	23
Alumni 2008-10: Fields of Occupation	23

ACADEMIC PROGRAMS AND SPECIALIZATIONS	24
Graduate Programs	24
Doctoral Degrees, 2008-12	24
Master Degrees, 2008-12	24
Undergraduate Programs	25
Bachelor Degrees, 2008-12	25
FINANCIAL AID AND FEES	26
Financial Aid.....	26
KIMEP Funded Financial Aid, 2008-11	26
Corporate Funded Financial Aid, 2008-11	27
Tuition.....	28
Tuition Fees for Kazakhstan and CIS Countries Citizens, 2008-12	28
Tuition Fees for Non-CIS Foreign Countries Citizens, 2008-12	28
Fees.....	29
Student Dormitory Fees per Month, 2008-12	29
Services Fees, 2008-12	29
Preparatory Courses and Tests Fees, 2008-12	29
CAMPUS AND FACILITIES	30
Campus Technical Characteristics, 2010-11	30
Computer Facilities and Internet, 2008-12.....	30
Library Holdings and Space, 2008-11	31
KIMEP Teaching Aid Facilities, Fall 2011.....	31
KIMEP Media Lab Equipment, Fall 2011.....	31
UNIVERSITY FINANCES.....	32
KIMEP Budget, 2010-11.....	32
KIMEP Budget: Key Indicators, 2008-11	32
ADMINISTRATIVE STAFF	33
Number and Scope	33
Staff Headcount, Fall 2011	33
Professional Development	34
Administrative Staff Studying Abroad, 2008-11	34
Staff Participation in Professional Trainings at College of Continuing Education, 2008-11	34
Administrative Staff Studying at KIMEP, 2008-11	34
KEY CONTACT DETAILS	36
Campus Map.....	38
ACKNOWLEDGEMENT	39

FOREWORD BY KIMEP PRESIDENT

It is my pleasure to present the sixth edition of the KIMEP Fact Book - one-stop source of essential information on KIMEP for all interested parties. The first version of it was published in Fall 2006. Since that time six editions of Fact Book came into light, presenting qualitative and quantitative characteristics on past and two previous academic years at KIMEP.

The mission of our non-profit institution of higher education is to develop well-educated citizens and to improve the quality of life in Kazakhstan and Central Asia through teaching, scholarship, and community service. KIMEP offers graduate and undergraduate degree programs in business, law, economics, finance, accounting, public administration, international relations and regional studies, media management, and public relations. All classes are taught in English, all curricula match the high international standards.

Our student body comes from all social and economic backgrounds, and includes international students from over fifty countries. At KIMEP, they actively participate in an array of extra-curricular, community service, and student government activities.

KIMEP's world-class faculty has the largest concentration of Western-trained PhDs in the CIS, including 88 PhDs educated at internationally ranked universities such as Stanford, MIT, and Columbia University in the USA, the University of Edinburgh and Manchester Business School in the UK and Waterloo University in Canada. Our multicultural faculty plays a fundamental role in educating our students in their academic disciplines.

KIMEP's world-class facilities have benefitted from over 13 million USD of investment in the past five years. Our library is one of the largest and most modern in all of Central Asia, including approximately 63,000 books and publications in English, along with extensive virtual holdings. A number of facility improvements have been completed recently, including construction of a state-of-the-art sports complex and the installation of 22 study rooms, and a comprehensive renovation of the dormitories is planned for the next year.

In the academic realm, in September 2011 the Bang College of Business (BCB) was awarded Level II (regional) accreditation by the Asian Forum on Business Education. This means that BCB is recognized as a strong business school in the Asia region, on the level of peer institutions in countries such as Japan, Korea, and Singapore. This places BCB only two to four years away from attaining the "gold standard" accreditation offered by the Association to Advance Collegiate Schools of Business (AACSB) and European Quality Improvement System (EQUIS). The 2011-2012 academic year also saw the launch of KIMEP's first undergraduate law degree program.

Our international profile has continued to grow over the last year. KIMEP now has partnerships with 75 international universities, of which 30 are ranked in the Top 200 by the Times Higher Education Supplement. This includes four dual degree Master's programs with institutions in Europe and North America, with another four expected for this academic year.

KIMEP bases all of its activities on its core values. These include integrity, freedom of academic thought, transparency and meticulous care for the well-being of students, faculty, and staff. The KIMEP Fact Book serves a key role in maintaining our total transparency to the public, giving all interested individuals the opportunity to have a complete picture of our operations.

I hope that you enjoy learning more about KIMEP. I'm sure that you will find it a phenomenal institute, one worthy of serving the Republic of Kazakhstan for many generations to come.



Dr. Chan Young Bang
President of KIMEP

KIMEP AT A GLANCE

Governance

Shareholders

Ministry of Education and Science of the Republic of Kazakhstan and Dr. Chan Young Bang

Independent Board of Trustees

Tassos Sitsas	Chairman of the Board of Trustees, General Manager Central Asia & Mongolia, "JTI" LLP
Chan Young Bang	President of KIMEP
Daulet Sembayev	Honorary Doctor of KIMEP, Deputy Chairman of the Board of Directors of Kazkommertsbank, Kazakhstan
Nadezhda Pogorelova	General Director, Economic Center Consulting Company, Kazakhstan
Igor Tupikov	President of BuranBoiler JSC, Kazakhstan
Hartmut Fischer	Professor of Economics, University of San Francisco, USA
Stephen Nye	Partner, KPMG Audit, Luxembourg
Hans Dewaele	President of Proctor & Gamble Kazakhstan
Serik Akhanov	Chairman of the Association of Financial Professionals of Kazakhstan
Seung Hoh Choi	Director of the Board of Directors, Korea Eximbank
David Patton	Vice President of American Councils for International Education
Nathan Kling	Director of School of Marketing & Management, University of Northern Colorado
Kalimzhan Ibraimov	Deputy Chairman, Committee on State Property and Privatization of the Ministry of Finance of the Republic of Kazakhstan
Serik Omirbayev	Director of Higher and Postgraduate Department of the Ministry of Education and Science of the Republic of Kazakhstan
Eduard Utepov	Chairman of the Committee on State Property and Privatization of the Ministry of Finance of the Republic of Kazakhstan
Bolatbek Abdrasilov	Executive Secretary of the Ministry of Education and Science of the Republic of Kazakhstan

University Officers

Dr. Chan Young Bang	President
Dr. Terence Blackburn	Vice President on Academic Affairs
Dr. Ewan Simpson	Vice President of Planning and Development
Bettina Sawhill Espe, MS	Vice President of Administration and Finance
Ronald Voogdt, MA, MSc	Associate Vice-President for Advancement
Davlatbek Abduvaly, MBA	Associate Vice President for Finance and Accounting
Rassim Karibov, MBA	Associate Vice President of Administration
Dr. William Gissy	Dean of Bang College of Business
Dr. John Dixon	Dean of College of Social Sciences
Dilbar Gimranova, MBA, M.Phil.	General Director of College of Continuing Education
Dr. Le Gene Quesenberry	Dean of School of General Education
Dr. Joseph Luke	Acting Dean of School of Law
Kenneth Saycell, MA	Director of Language Center
Shiraz Paracha, MA	Dean of Student Affairs

History and Achievements

1992, Jan. 1	KIMEP established by resolution of the President of the Republic of Kazakhstan (RK), Mr. Nursultan Nazarbayev
1992-93 AY	Master of Business Administration (MBA) and Master of Arts in Economics (MA) programs are launched
1993-94 AY	Master of Public Administration (MPA) program is launched
1999-2000 AY	Bachelor programs in Business Administration and Accounting (BSc) and Social Sciences (BSS) are launched
2000, Aug.	KIMEP launches the first in the Republic of Kazakhstan on-line registration system and receives a patent for it
2000-01 AY	Bachelor program in Economics (BAE) is launched
2002-03 AY	Master programs in International Relations (MIR) and International Journalism (MAIJ) are launched
2003, Dec.	President Dr. Bang receives one of the highest civil awards of the Republic of Kazakhstan: the Dostyk Medal of Second Degree
2003-04 AY	Bachelor Program in International Journalism (BAIJ) is launched
2004, July 7	Institute is reorganized into a nonprofit Joint Stock Company
2004-05 AY	KIMEP receives "Platinum Tarlan" award in 'Enlightenment' category Bang College of Business (BCB) joins the Association to Advance Collegiate Schools of Business (AACSB International)
2005, May	New state-of-the-art Executive Education Centre for College of Continuing Education (CCE) is opened
2006-07 AY	Doctor of Business Administration program is launched
2006, Sept. 22	New custom-built Library Building opened
2007-08 AY	Master in Teaching English to Speakers of Other Languages (MA TESOL) program is launched
2008, March	New state-of-the-art Academic Building opened The President of Kazakhstan Nursultan Nazarbayev visits KIMEP to tour the New Academic Building and meet students
2009-10 AY	Master in International Law (LLM) program is launched
2009, Oct. 15	New modern ExxonMobil Media Center with the latest multimedia equipment is opened
2009, Nov. 5	KIMEP receives full institutional membership in the National Association of Schools of Public Affairs and Administration (NASPAA)
2009, Nov. 6	Public Administration Department receives institutional membership in the Network of Asia-Pacific Schools and Institutes of Public Administration and Governance (NAPSIPAG)
2010, March 21	KIMEP receives Almaty Akimat's "Asyl Alma Award" for promoting healthy lifestyles
2010, July 8	Regular International Summer School is launched
2010, Nov. 12	KIMEP opens the renovated, state-of-the-art KIMEP Sports Center
2011, February	The Central Asian Tax Research Center opened
2011, April 4	Executive MBA in Russian is launched
2011, June 8	Bachelor Program in Law (LLB) is launched

License

1995, April 17	Republic of Kazakhstan 'Law on Licensing Activity' enacted, obliging higher education institution to be licensed
1997, Oct. 28	KIMEP receives Temporary State License on undertaking of education activity from the RK Ministry of Education, Culture, and Healthcare MBA, MPA and MA programs of KIMEP are licensed by the RK Ministry of Education, Culture, and Healthcare
1999, Aug. 19	BSc, BSS IR, BSS PS and BSS PA programs of KIMEP are licensed by the RK Ministry of Science and Higher Education
2000, June 9	KIMEP receives Permanent State License for intra- and extramural programs in Economics and Management
2002, Jan.14	KIMEP receives Permanent State License on undertaking of graduate and postgraduate education activity from the RK Ministry of Education and Science BAE, BSc, BSS IR, BSS PS, BSS PA, MPA, MBA, MA programs of KIMEP are licensed by the RK Ministry of Education and Science
2003, June 18	BAIJ, MIJMC, MIR programs are licensed by the RK Ministry of Education and Science
2004, Sept. 7	In connection with change of proprietary status, KIMEP JSC receives Permanent State License on undertaking of graduate and postgraduate professional education activity from the RK Ministry of Education and Science BAE, BSc, BSS IR, BSS PS, BSS PA, BAIJ, MPA, MBA, MA programs of KIMEP are licensed by the RK Ministry of Education and Science

2004, Nov. 23	Order on conducting of an experimental DBA program in KIMEP is issued by the RK Ministry of Education and Science
2006, Dec. 13	MA TESOL program is licensed by the RK Ministry of Education and Science
2008, Dec. 4	LLM program is licensed by the RK Ministry of Education and Science
2009, Oct. 13	Order on conducting of an experimental DBA program in KIMEP is prolonged by the RK Ministry of Education and Science
2011, June 8	LLB program is licensed by the RK Ministry of Education and Science

Attestation

1999, June 7	The Republic of Kazakhstan Law ‘On Education’ is adopted
1999, Sept. 3	Regulation on State Attestation of Education Organizations is promulgated
2000, Jan. 6	Program and Methodical Recommendations on State Attestation of Higher Education Institutions of the Republic of Kazakhstan are published
2002, Sept. 25	Order on State Attestation of Kazakhstan Institute of Management, Economics and Strategic Research issued
2002, Nov. 7	BSc, MA, MPA, and MBA programs of KIMEP receive State Attestation
2003, March 25	BAE, BSS IR, BSS PS, BSS PA programs of KIMEP receive State Attestation
2007, June 27	The new Republic of Kazakhstan Law ‘On Education’ is adopted
2008, April 25	KIMEP and its programs re-attested, State Attestation certificate re-issued

Ratings

Date	Rating Agency	Title of Rating	Position of KIMEP	
2006, May	National Accreditation Center of the Ministry of Education and Science of RK (NAC of MES of RK)	Rating of HEIs of RK	1 st rank in the category of humanitarian-economic universities	
2007, June	NAC of MES of RK	Rating of HEIs of RK	1 st rank in the category of humanitarian-economic universities	6 th rank in the general rating list of 60 leading universities
2008, July	Independent Quality Assurance Agency of RK (IQAA RK)	Ranking of HEIs of RK	1 st rank in the category of humanitarian-economic universities	8 th rank in the general ranking list of 60 leading universities
2008, Oct	NAC of MES of RK	Rating of HEIs of RK	1 st rank in the category of humanitarian-economic universities	10 th rank in the general rating list of 60 leading universities
2009, May	NAC of MES of RK	Rating of HEIs of RK providing bachelor programs	Under the “Social sciences, economics and business” group of specialties: 1 st rank – “Management” 1 st rank – “Public administration and local government” 2 nd rank – “Political science” 4 th rank – “Journalism” 4 th rank – “Economics”	
2010, Jan	Cybermetrics Lab of Consejo Superior de Investigaciones Cientificas (CSIC), Spain	‘Webometrics’, ranking of world universities’ websites, 18,000 sites worldwide	1 st rank among 69 screened HEIs of Kazakhstan	
2010, July	NAC of MES of RK	National rating of RK HEIs providing bachelor programs	By specialties: 1 st rank – “Accounting and Audit” 2 nd rank – “Economics” 3 rd rank – “Political science”	
2010, July	IQAA RK	General rating of best HEIs of RK	2 nd rank in the category of humanitarian-economic universities	

Date	Rating Agency	Title of Rating	Position of KIMEP
2010, July	Cybermetrics Lab, CSIC, Spain	'Webometrics' >20,000 sites worldwide	2 nd rank among 123 screened HEIs of Kazakhstan
2011, Jan	Cybermetrics Lab, CSIC, Spain	'Webometrics' >20,000 sites worldwide	2 nd rank among 116 screened HEIs of Kazakhstan
2011, Mar	SMBG-Eduniversal, France	'Eduniversal' ranking of world business schools: >5,000 worldwide	Bang College of Business KIMEP ranked - 115 th among "Good Business Schools with regional influence" - 811 th among Top 1,000 business schools worldwide
2011, July	IQAA RK	General rating of best HEI of RK	2 nd rank in the category of humanitarian-economic universities
2011, July	NAC of MES of RK	National rating of RK HEIs providing bachelor programs	By specialties: 1 st rank – "Accounting and Audit" 1 st rank – "Economics" 1 st rank – "Public administration and local government"
2011, July	Cybermetrics Lab, CSIC, Spain	'Webometrics' >20,000 sites worldwide	2 nd rank among 94 screened HEI of Kazakhstan

KIMEP IN BRIEF

Logo



Color



Blue
(Pantone blue 072)

Mascot



Motto

*Education to Change
Society*

ACADEMIC UNITS, Main Characteristics, Fall 2011

Bang College of Business	College of Social Sciences	Language Center	School of Law	College of Continuing Education	School of General Education
Areas of Teaching by Units					
<ul style="list-style-type: none"> Accounting Finance Management Marketing 	<ul style="list-style-type: none"> Economics Department Journalism and Mass Communications Political Science and International Relations Public Administration 	<ul style="list-style-type: none"> English Kazakh Foreign World Languages Program 	<ul style="list-style-type: none"> Law Program 	<ul style="list-style-type: none"> Preparatory Program Professional Development and Certificate Programs 	<ul style="list-style-type: none"> Environmental Studies Ethics and Philosophy Geography Mathematics Student Choices

Faculty Members by Units

headcount of full time and part time faculty members (FT, PT) and academic degree holders (PhD; Doctor of Sciences, DSc; Candidate of Sciences, CSc; Masters)

Full Time - 68	Full Time - 42	Full Time - 60	Full Time - 7	Full Time - 1	Full Time - 8
Part Time - 4	Part Time - 2	Part Time - 4	Part Time - 3	Part Time - 44	Part Time - 5
PhD - 33	PhD - 28	PhD - 5	PhD - 6	PhD - 1	PhD - 5
DSc - 1	DSc - 1	DSc - 1	DSc - 2	DSc - -	DSc - 2
CSc - 2	CSc - 4	CSc - 8	CSc - 1	CSc - 8	CSc - 3
Masters - 33	Masters - 11	Masters - 16	Masters - 1	Masters - 14	Masters - 1

Academic Programs

6 Bachelor, 8 Master's, 1 Doctoral Degree Programs and 3 Areas of Certificate Programs

Bachelor: BSc	Bachelor: BAE, BAIJ, BSS IR, BSS PA		Bachelor: LLB	Areas of Certificate Programs:	
Master: MBA, ExMBA	Master: MAE, MIR, MPA, MAIJMC	Master: MA TESOL	Master: LLM	<ul style="list-style-type: none"> Professional Development Preparatory Courses 	
Doctoral: DBA		Certificate: World Languages			

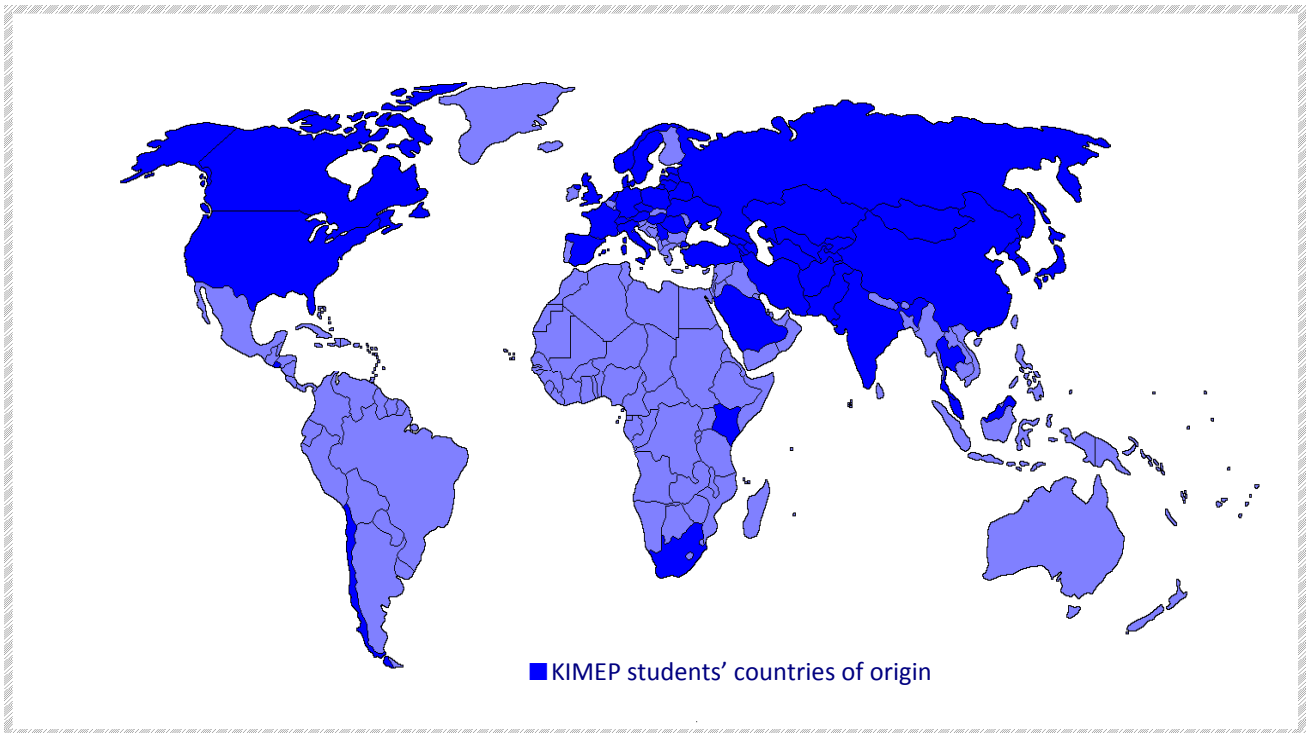
STUDENTS, Fall 2011

Categories	Bachelors	Masters	Doctoral students
Headcount	2671	546	21
Average age	19.9	26.1	37.4
Number of graduates	4683	3128	2

UNIVERSITY FINANCES , 2010-11

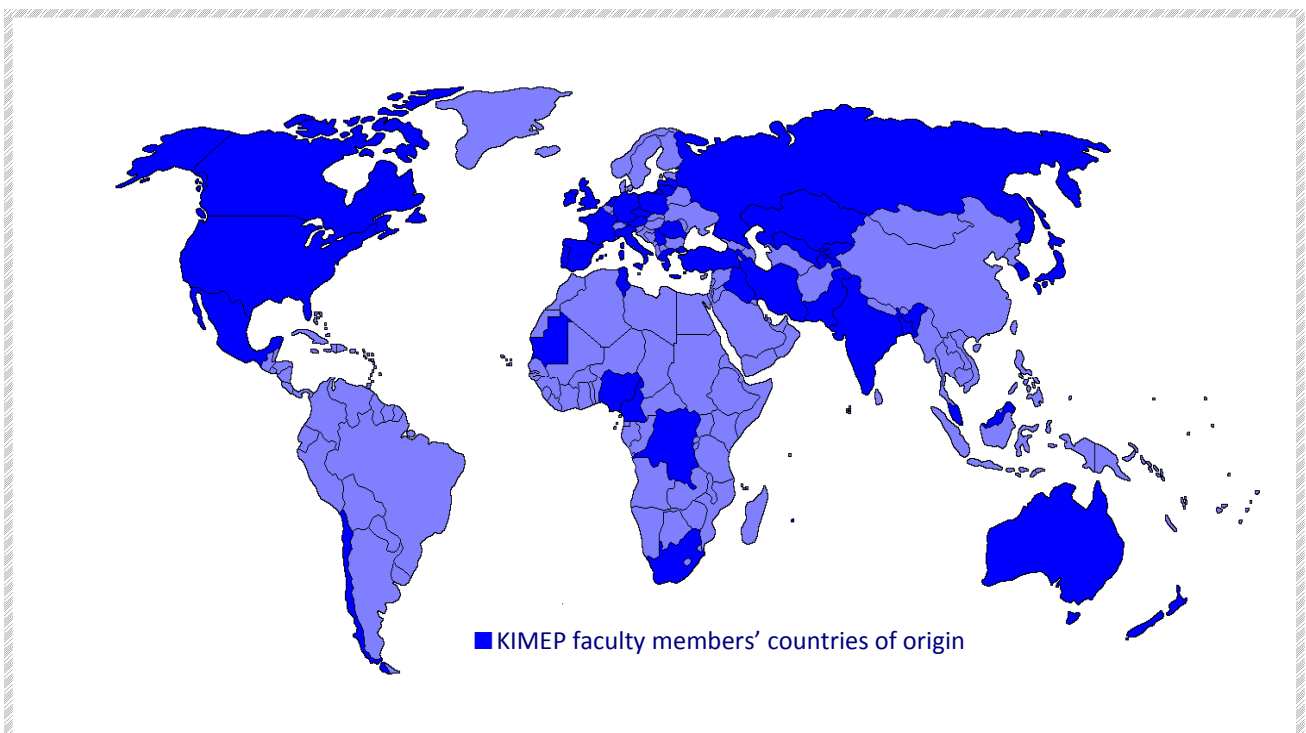
Budget	Tuition, 1 credit (KZT)	Financial Aid (KZT)
KZT 3,740 million (USD 25 million)	Undergraduates 24,100-33,000	KIMEP-funded 294 million
	Graduates 33,400-47,600	Externally funded 209 million

KIMEP STUDENTS' GEOGRAPHY



Countries: Afghanistan, Armenia, Austria, Azerbaijan, Belarus, Canada, Chile, China, Czech Republic, Denmark, Estonia, France, Georgia, Germany, Great Britain, Hong Kong, Hungary, India, Iran, Italy, Japan, Kazakhstan, Kenya, Kyrgyzstan, Latvia, Lithuania, Malaysia, Mongolia, Netherlands, North Korea, Norway, Pakistan, Poland, Romania, Russia, Salvador, Saudi Arabia, Serbia, Singapore, South Africa, South Korea, Spain, Sweden, Switzerland, Tajikistan, Thailand, Turkey, Turkmenistan, Ukraine, USA, Uzbekistan

KIMEP FACULTY GEOGRAPHY



Countries: Armenia, Australia, Austria, Bangladesh, Cameroon, Canada, Chile, Czech Republic, Democratic Republic of Congo, France, Germany, Great Britain, Greece, India, Iran, Iraq, Ireland, Italy, Japan, Kazakhstan, Kyrgyzstan, Latvia, Malaysia, Mauritania, Mauritius, Mexico, Netherlands, New Zealand, Nigeria, Pakistan, Poland, Portugal, Romania, Russia, Serbia, Singapore, South Africa, South Korea, Spain, Tajikistan, Tunisia, Turkey, USA, Uzbekistan



STUDENT BODY STATISTICS

ADMISSION STATISTICS

Admission Statistics for 2011-12

Undergraduate

Status	BAE	BAIJ	LLB	BSC	BSSIR	BSS PA	Total
Applied	368	73	98	763	426	172	1900
Admitted	259	46	68	574	238	102	1287
Enrolled	82	17	40	313	52	31	535

Graduate

Status	ExMBA	MA	MAIJ	MA TESOL	MBA	MIR	LLM	MPA	DBA	Total
Applied	25	60	29	37	216	64	69	40	6	546
Admitted	23	29	22	21	164	27	53	31	6	376
Enrolled	19	19	11	12	85	15	26	16	4	207

Admission Rates, %	2011-12	2010-11
Annual admitted/applied rate	68	70
Annual enrolled/admitted rate	45	49
Annual enrolled/applied rate	30	35

Data effective as of September 26, 2011

Admission in Two Main Academic Colleges, Fall 2011



ENROLLMENT STATISTICS**Freshman Enrollment, 2008-12***Undergraduate*

Program	Fall 2011	Fall 2010	Fall 2009	Fall 2008
BAE	82	91	117	89
BAIJ	17	22	17	45
LLB	40	-	-	-
BSc	313	327	464	635
BSS IR	52	56	113	-
BSS PA	31	57	59	77
BSS PS	-	-	-	96
Total	535	553	771	942

Graduate

Program	Fall 2011	Fall 2010	Fall 2009	Fall 2008
DBA	4	2	-	3
ExMBA	19	18	11	10
LLM	26	19	36	-
MA	19	9	19	12
MAIJ	11	6	-	5
MA TESOL	12	2	1	9
MBA	85	91	114	160
MIR	15	11	13	9
MPA	16	5	16	27
Total	207	163	211	235

Data effective as of September 26, 2011

Number of Enrolled Students, 2008-11*Undergraduate*

Program	2010-11				2009-10				2008-09			
	F2010	S2011	SU1	SU2	F2009	S2010	SU1	SU2	F2008	S2009	SU1	SU2
BAE	387	322	209	78	515	448	310	110	589	478	335	278
BAIJ	117	104	61	24	153	133	87	19	183	172	108	69
LLB	-	-	-	9	-	-	-	-	-	-	-	-
BSc	2043	1829	1317	503	2389	2212	1565	541	2470	2268	1681	1188
BSS IR	138	117	84	46	113	112	90	48	-	-	1	87
BSS PA	463	397	259	101	619	545	384	142	695	596	459	301
BSS PS	101	82	54	27	193	150	98	29	282	236	172	73
Total	3249	2851	1984	788	3982	3600	2534	889	4219	3750	2756	1996

Graduate

Program	2010-11				2009-10				2008-09			
	F2010	S2011	SU1	SU2	F2009	S2010	SU1	SU2	F2008	S2009	SU1	SU2
DBA	21	18	4	-	19	24	1	1	15	18	1	-
ExMBA	30	34	13	25	26	23	26	20	23	32	-	-
LLM	55	45	33	-	41	44	32	12	-	-	3	4
MA	45	38	18	3	45	46	15	5	36	38	17	9
MA TESOL	22	24	9	-	23	17	-	-	18	19	-	-
MAIJ	12	13	3	-	9	5	4	-	13	15	7	1
MBA	389	335	224	34	396	365	245	72	380	380	270	166
MIR	25	20	8	1	25	25	17	5	21	19	14	5
MPA	37	31	10	5	47	37	21	7	53	55	41	19
Total	636	558	322	68	631	586	361	122	559	576	353	204

Data effective as of September 20, 2011

Total Number of Enrolled Students, 2008-11

	2010-11	2009-10	2008-09
Fall	3885	4613	4778
Spring	3409	4186	4326
Summer 1	2306	3895	3109
Summer 2	856	1011	2200

Data effective as of September 20, 2011

Average Age of Enrolled Students, 2008-11

Bachelors

Program	2010-11	2009-10	2008-09
BAE	20	20	20
BAIJ	20	20	19
BSc	20	19	20
BSS IR	19	18	-
BSS PA	20	20	20
BSS PS	21	20	19
Total	19.7	19.5	20.2

Masters

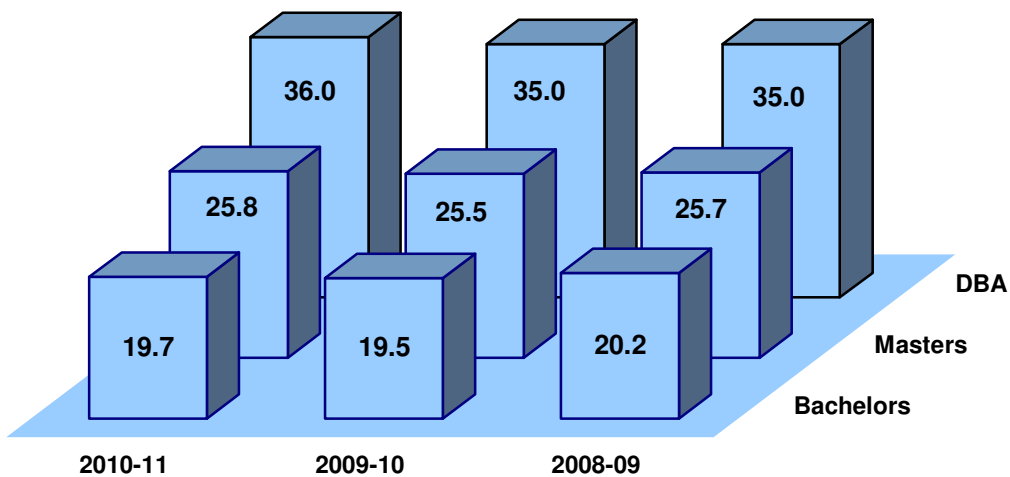
Program	2010-11	2009-10	2008-09
ExMBA	32	32	33
LLM	26	25	-
MA	25	24	24
MAIJ	26	28	24
MA TESOL	38	37	37
MBA	25	25	25
MIR	25	24	24
MPA	24	24	25
Total	25.8	25.5	25.7

Doctoral Students

Program	2010-11	2009-10	2008-09
DBA	36	35	35

Data effective as of the beginning of academic year

Average Age of Enrolled Students by Degree Level, 2008-11



Enrolled Students by Gender, 2008-11

Bachelors

Program	2010-11				2009-10				2008-09			
	Male	%	Female	%	Male	%	Female	%	Male	%	Female	%
BAE	203	52	184	48	259	50	255	50	272	49	286	51
BAIJ	15	13	102	87	23	15	129	85	27	16	147	84
BSc	832	41	1211	59	964	41	1399	59	926	41	1348	59
BSS IR	47	34	91	66	45	40	68	60				
BSS PA	199	43	264	57	262	43	354	57	289	43	380	57
BSS PS	46	46	55	54	90	47	101	53	108	44	136	56
Total	1342	41	1907	59	1643	42	2306	58	1622	41	2297	59

Masters

Program	2010-11				2009-10				2008-09			
	Male	%	Female	%	Male	%	Female	%	Male	%	Female	%
ExMBA	16	53	14	47	11	42	15	58	15	65	8	35
LLM	23	42	32	58	11	27	30	73	-	-	-	-
MA	22	49	23	51	21	47	24	53	13	39	20	61
MAIJ	3	25	9	75	2	22	7	78	1	8	11	92
MA TESOL	1	5	21	95	1	4	22	96	1	6	17	94
MBA	141	36	248	64	152	38	243	62	124	35	226	65
MIR	7	28	18	72	4	16	21	84	5	25	15	75
MPA	10	27	27	43	17	36	30	64	15	29	36	71
Total	223	36	392	64	219	36	392	64	174	34	333	66

Doctoral Students

Program	2010-11				2009-10				2008-09			
	Male	%	Female	%	Male	%	Female	%	Male	%	Female	%
DBA	13	62	8	38	10	53	9	47	6	40	9	60

Data effective as of December of corresponding academic years

Average Grades of Enrolled Students, 2009-11

Bachelors

Program	2010-11				2009-10			
	Fall	Spring	SU1	SU2	Fall	Spring	SU1	SU2
BAE	B-	B-	B-	B+	C+	B-	B-	B
BAIJ	B-	B	B	B+	B-	B	B	C+
BSc	B-	B-	B	B+	B-	B	B	B
BSS IR	B-	B-	B	B+	B-	B-	B	C
BSS PA	B-	B-	B-	B	C+	B-	B-	B
BSS PS	B-	B-	B	B+	B-	B-	B	B+
Total	B-	B-	B	B+	B-	B-	B	B

Masters

Program	2010-11				2009-10			
	Fall	Spring	SU1	SU2	Fall	Spring	SU1	SU2
ExMBA	B+	B+	A-	A	B	A-	A-	A
LLM	B	B+	B+	-	B-	B	A-	A
MA	B+	B+	A-	B	B+	B+	A	A-
MAIJ	B+	A-	A	-	B	A-	A+	-
MA TESOL	A-	A	B+	A-	B+	A	-	-
MBA	B	A-	B+	A-	B+	B+	B+	A-
MIR	B	B+	A-	A+	B+	B+	B+	A
MPA	B+	B+	A-	B	B+	B+	B+	B+
Total	B+	B+	B+	A-	B+	B+	B+	A-

Doctoral Students

Program	2010-11				2009-10			
	Fall	Spring	SU1	SU2	Fall	Spring	SU1	SU2
DBA	A-	A-	A	-	A	A-	-	-

Number of Students, Eligible to Enroll, by Programs and Gender, 2008-11

Bachelors

Program	2010-11			2009-10			2008-09		
	Male	Female	Total	Male	Female	Total	Male	Female	Total
BAE	315	319	634	384	393	777	479	489	968
BAIJ	22	139	161	34	168	202	59	257	316
BSc	1023	1499	2522	1293	1825	3118	1781	2332	4113
BSS	-	-	-	-	-	-	737	981	1718
BSS IR	94	237	331	96	177	273	-	-	-
BSS PA	243	323	566	334	463	797	-	-	-
BSS PS	60	66	126	120	131	251	-	-	-
Total	1757	2583	4340	2261	3157	5418	3056	4059	7115
%	40.48	59.52	100	41.73	58.27	100	42.95	57.05	100

Masters

Program	2010-11			2009-10			2008-09		
	Male	Female	Total	Male	Female	Total	Male	Female	Total
ExMBA	22	20	42	12	15	27	18	8	26
LLM	45	59	104	27	40	67	-	-	-
MA	34	39	73	42	43	85	47	68	115
MAIJ	5	14	19	2	14	16	18	42	60
MA TESOL	1	25	26	1	28	29	1	31	32
MBA	250	356	606	261	390	651	302	468	770
MIR	13	38	51	11	40	51	25	40	65
MPA	29	41	70	42	49	91	48	68	116
Total	399	592	991	398	619	1017	459	725	1184
%	40.26	59.74	100	39.13	60.87	100	38.77	61.23	100

Doctoral Students

Program	2010-11			2009-10			2008-09		
	Male	Female	Total	Male	Female	Total	Male	Female	Total
DBA	17	13	30	12	11	23	13	12	25
%	56.67	43.33	100	52.17	47.83	100	52.00	48.00	100

Number of Students Participating in KIMEP Administered Scholarship Programs Abroad, 2008-11

Institutions	2010-11	2009-10	2008-09	Total
ERASMUS MUNDUS SCHOLARSHIP PROGRAMS				
Freie University, Germany	1	2	-	3
Humboldt University, Germany	-	-	2	2
Algarve University, Portugal	1	-	1	2
Deusto University, Spain	-	-	3	3
Lund University, Sweden	2	-	-	2
Ljubljana University, Slovenia	3	3	1	7
Middle East Technical University, Turkey	1	-	1	2
BI SCHOOL OF MANAGEMENT SCHOLARSHIP PROGRAM, Norway	2	1	2	5
Total	10	6	10	26

Number of Students Participating in KIMEP's International Exchange Programs, 2008-11

Country	Institutions	2010-11	2009-10	2008-09	Total
Austria	University of Applied Sciences KREMS	-	3	1	4
	University of Applied Sciences Steyr, Summer Program	3	1	-	4
Canada	University College of Fraser Valley	6	2	-	8
Czech Republic	Tomas Bata University	2	-	-	2
Denmark	Aarhus International Summer School	1	1	2	4
	Aarhus School of Business	1	2	4	7
France	IESEG School of Management	5	1	-	6
	IESEG School of Management, Summer School	1	-	-	1
Germany	Humboldt University	2	1	-	3
	International Summer School at Schmalkalden	-	5	-	5
	Mercator School of Management	1	-	-	1
	University of Applied Sciences in Schmalkalden	5	-	-	5
Hong Kong	Hong Kong Baptist University	5	3	2	10
Hungary	Corvinus University of Budapest	2	2	1	5
Kyrgyzstan	American University of Central Asia	1	-	-	1
Latvia	Stockholm School of Economics	4	2	2	8
Netherlands	Arnhem Business School	1	3	-	4
	Arnhem Summer School	2	-	-	2
	Tilburg University	4	1	5	10
	University of Amsterdam	2	1	1	4
Norway	BI School of Management	1	2	-	3
Poland	Collegium Civitas	-	2	-	2
Portugal	Algarve University	-	-	1	1
Singapore	Sinagapore Management University	2	5	-	7
Slovenia	Ljubljana International Summer School	13	9	1	23
	Ljubljana University	2	2	2	6
South Korea	EWHA University	5	1	3	9
	Hallym University International Summer School	4	1	-	5
	Hunkuk University of Foreign Studies International Summer School	4	6	1	11
	Korea University Business School	6	3	5	14
	Kyung Hee International Summer School	2	1	-	3
	Kyung Hee University	4	1	2	7
	Kyungsung University	-	-	1	1
	Kyungsung University Summer School	5	2	2	9
	Pusan National University	1	-	-	1
	Seoul National University	3	3	-	6
	Sogang University	3	5	4	12
	SolBridge International Business School	4	3	2	9
	Sookmyung Women's University	1	-	-	1
	Soonchunhyang University	2	-	-	2
Sungkyunkwan University	6	3	7	16	
Yonsei University	4	4	2	10	
Sweden	Jönköping International Business School,	4	6	5	15
	Jönköping International Business School, Summer School	2	-	-	2
	Lund University	1	1	-	2
Tallinn-Riga-Vilnius	Baltic School	1	-	-	1
Turkey	Fatih University	1	2	5	8
	Middle East Technical University	2	-	-	2
USA	East Tennessee State University	2	-	-	2
	Nevada University	-	-	1	1
	University of Northern Colorado	2	3	-	5
	Wyoming University	1	1	3	5
	Total	136	94	65	295

GRADUATED STUDENTS STATISTICS

Conferred Degrees, 2008-11

Undergraduate

AYs	BAE	BAIJ	BSc	BSS PA	BSS PS	Total
2010 - 11	88	27	508	146	43	812
2009 - 10	120	35	588	175	38	956
2008 - 09	128	34	519	106	37	824

Graduate

AYs	DBA	ExMBA	LLM	MA	MAIJ	MBA	MIR	MPA	Total
2010 - 11	1	6	11	9	2	128	4	13	174
2009 - 10	1	6	2	6	5	95	5	11	131
2008 - 09	-	11	-	12	7	114	6	16	166

Data effective as of September 13, 2011

Conferred Degrees by Gender, 2008-11

Undergraduate

Program	2010-11			2009-10			2008-09		
	Male	Female	Total	Male	Female	Total	Male	Female	Total
BAE	48	40	88	51	69	120	49	79	128
BAIJ	3	24	27	5	30	35	6	28	34
BSc	188	320	508	220	368	588	193	326	519
BSS PA	60	86	146	61	114	175	44	62	106
BSS PS	20	23	43	16	22	38	17	20	37
Total	319	493	812	353	603	956	309	515	824
%	39.29	60.71	100	36.93	63.07	100	37.50	62.50	100

Graduate

Program	2010-11			2009-10			2008-09		
	Male	Female	Total	Male	Female	Total	Male	Female	Total
DBA	0	1	1	-	1	1	-	-	-
ExMBA	0	6	6	2	4	6	9	2	11
LLM	3	8	11	-	2	2	-	-	-
MA	5	4	9	1	5	6	1	11	12
MAIJ	0	2	2	1	4	5	1	6	7
MBA	52	76	128	28	67	95	34	80	114
MIR	0	4	4	2	3	5	4	2	6
MPA	5	8	13	3	8	11	5	11	16
Total	65	109	174	37	94	131	54	112	166
%	37.36	62.64	100	28.25	71.75	100	32.53	67.47	100

Data effective as of September 13, 2011

Average GPA at Graduation by Programs, 2008-11

Bachelors

Program	2010-11	2009-10	2008-09
BAE	2,82	2,79	2,90
BAIJ	3,23	3,12	3,22
BSc	3,22	3,20	3,17
BSS PA	2,88	2,90	2,90
BSS PS	3,10	3,03	2,99
Total	3,11	3,08	3,09

Masters

Program	2010-11	2009-10	2008-09
ExMBA	3,87	3,76	3,46
LLM	3,50	3,87	-
MA	3,84	3,56	3,62
MAIJ	3,83	3,79	3,77
MBA	3,67	3,65	3,55
MIR	3,66	3,60	3,58
MPA	3,56	3,36	3,46
Total	3,67	3,64	3,55

Doctoral Students

Program	2010-11	2009-10	2008-09
DBA	3,90	4,00	-

Length of Study of Bachelors, 2008-11

Program	AY	Length of Study by years (% of graduates)										Total, %
		1	2	3	4	5	6	7	8	9	10	
BAE	2010-11	1.1	-	3.4	68.2	12.5	10.2	2.3	2.3	-	-	100
	2009-10	-	-	11.7	52.5	25.8	6.7	0.8	0.8	1.7	-	100
	2008-09	-	-	4.7	59.4	25	4.7	3.9	2.3	-	-	100
BAIJ	2010-11	-	-	3.7	70.4	18.5	7.4	-	-	-	-	100
	2009-10	-	2.9	11.4	57.1	22.9	5.7	-	-	-	-	100
	2008-09	-	-	8.8	67.6	23.5	-	-	-	-	-	100
BSc	2010-11	-	0.4	12.6	66.9	14.4	3.1	1.6	0.8	-	0.2	100
	2009-10	0.2	0.2	13.9	57.1	16.3	8.2	2.0	1	0.5	0.5	100
	2008-09	-	0.2	5.8	57.4	27.6	6.9	1.3	0.8	-	-	100
BSS PA	2010-11	-	-	5.4	60.5	21.1	7.5	4.1	0.7	0.7	-	100
	2009-10	-	1.7	10.3	51.4	26.9	8.6	1.1	-	-	-	100
	2008-09	-	-	7.5	49.1	39.6	3.8	-	-	-	-	100
BSS PS	2010-11	-	-	9.1	65.9	11.4	2.3	9.1	2.3	-	-	100
	2009-10	-	-	13.2	55.3	21.1	5.3	2.6	-	-	2.6	100
	2008-09	-	-	10.8	43.2	29.7	8.1	2.7	5.4	-	-	100
Total	2010-11	0.1	0.2	9.8	66	15.4	4.8	2.5	1	0.1	0.1	100
	2009-10	0.1	0.5	12.9	55.4	19.9	7.8	1.7	0.7	0.5	0.4	100
	2008-09	-	0.1	6.2	56.4	28.6	5.9	1.6	1.1	-	-	100

Length of Study of Masters, 2008-11

Program	AY	Length of Study by years (% of graduates)								Total, %
		1	2	3	4	5	6	8		
ExMBA	2010-11	-	83.3	16.7	-	-	-	-	-	100
	2009-10	-	100	-	-	-	-	-	-	100
	2008-09	-	100	-	-	-	-	-	-	100
LLM	2010-11	-	81.8	18.2	-	-	-	-	-	100
	2009-10	100	-	-	-	-	-	-	-	100
MA	2010-11	-	22.2	55.6	22.2	-	-	-	-	100
	2009-10	33.3	16.7	33.3	16.7	-	-	-	-	100
	2008-09	-	33.3	58.3	-	-	8.3	-	-	100
MAIJ	2010-11	50	-	50	-	-	-	-	-	100
	2009-10	-	20	60	-	-	-	-	20	100
	2008-09	-	85.7	14.3	-	-	-	-	-	100
MBA	2010-11	7	19.5	38.3	18.8	10.9	5.5	-	-	100
	2009-10	1.1	37.9	29.5	20	9.5	2.1	-	-	100
	2008-09	5.3	29.8	30.7	21.9	8.8	3.5	-	-	100
MIR	2010-11	-	-	25	50	-	25	-	-	100
	2009-10	-	60	20	20	-	-	-	-	100
	2008-09	16.7	33.3	-	16.7	33.3	-	-	-	100
MPA	2010-11	-	46.2	46.2	7.7	-	-	-	-	100
	2009-10	-	9.1	36.4	45.5	9.1	-	-	-	100
	2008-09	6.3	43.8	31.3	12.5	-	6.3	-	-	100
Total	2010-11	5.7	27	37.4	16.7	8.6	4.6	-	-	100
	2009-10	3.8	36.9	29.2	20	7.7	1.5	0.8	-	100
	2008-09	4.8	38.6	28.9	16.9	7.2	3.6	-	-	100

Length of Study of Doctoral Graduates, 2008-11

Program	AY	Length of Study by years (% of graduates)						Total, %
		1	2	3	4	5	6	
DBA	2010-11	-	-	-	-	100	-	100
	2009-10	-	-	-	100	-	-	100

KIMEP STUDENT ASSOCIATION (KSA)

The KSA represents the interests of students in the KIMEP administration. Since its creation, the KSA has contributed greatly as an advocate of the issues and concerns of students to the administration. Each year a new KSA Cabinet is elected.

The current KSA cabinet members were elected on September 29, 2011 by KIMEP students. Votes were cast by a total of 1216 students (45.2% of the student population). The voting was conducted on the basis of a new KSA Constitution approved by a resounding majority of ballots (>90%) in student referendum on September 23, 2010.

KSA President and Cabinet Members, 2011-12

Position	Name
President	Nursultan Alishev, BSc 3
Vice-President Administration	Yermek Tultayev, BSc 3
Vice-President Finance	Kural Zholaman, BSc 3
Vice-President Sports and Culture	Darmen Koktov, BSSIR 3
Deputy for BCB 1	Shyngys Aikenov, BSc 1
Deputy for BCB 2	Manarbek Amankenov, BSc 2
Deputy for BCB 3	Olzhas Sokov, BSc 3
Deputy for BCB 4	Vladimir Putiyenko, BSc 3
Deputy for CSS 1	Samat Dzholdosbekov, BSSIR 3
Deputy for CSS 2	Nurzhamal Shabazova, BSSIR 2
Deputy for CSS 3	Botyrzhon Jorayev, BSSPA 2
Deputy for CSS 4	Assel Batyrova, BSSPA 4
LLB Deputy	Nurbek Assanov, BSc 3
Graduate Students' Deputy	Mansur Khamitov, MBA 1
International Students' Deputy	Nurzhan Davletbaev, BSPA 3

KSA President and Cabinet Members, 2010-11

Position	Name
President	Mansur Khamitov, BSS 3
Vice-President Administration	Nursultan Alishev, BAE 2
Vice-President Finance	Aizhan Shomotova, BSS 3
Vice-President Sports and Culture	Bauyrzhan Yelshiyev, BSc 3
Deputy for BCB 1	Ilyas Suleimenov, BSc 1
Deputy for BCB 2	Olzhas Sokov, BSc 1
Deputy for BCB 3	Daniyar Zhakishev, BSc 2
Deputy for BCB 4	Dina Baimukhamedova, BSc 4
Deputy for CSS 1	Azamat Shokatayev, BAE 1
Deputy for CSS 2	Akdidar Auyezova, BSS 1 Dias Abdraim, BAE 1
Deputy for CSS 3	Yerkebulan Mukashev, BSS 3
Deputy for CSS 4	Elmira Bassarova, BSS 4
Graduate Students' Deputies	Adlet Zhanatkanov, MBA 1 Ozhet Shegirbayev, MIR 1
International Students' Deputy	Aylar Berdiyeva, BSc 1

Major Events Held by Student Affairs and KSA, 2009-2011

Date	Events
October 14, 2011	Inauguration of the new KSA Cabinet and President
September 29, 2011	KSA Election 2011
September 23-26, 2011	Art Exhibition
August 30, 2011	Constitution Day
May 6, 2010	Veterans' Day
April 9, 2010	Nauryz fest



FACULTY BODY STATISTICS

NUMBER AND SCOPE

Dynamics of Faculty Members Headcount in Two Main Colleges, 2008-12

	BCB	CSS
2011-12	72	44
2010-11	66	52
2009-10	63	48
2008-09	63	78

Faculty Members by Academic Degrees, 2008-12

	2011-12	2010-11	2009-10	2008-09
Ph.D.	77	72	52	77
Doctor of Science	7	7	8	8
Candidate of Science	18	22	33	43
Masters and otherwise qualified	101	166	185	186
Total	203	267	278	314

Full Time and Part Time Faculty Members at Colleges and Centers, 2008-12

Departments	2011-12		2010-11		2009-10		2008-09	
	FT	PT	FT	PT	FT	PT	FT	PT
Bang College of Business	68	4	58	8	55	8	56	7
College of Social Sciences	42	2	46	6	32	16	54	24
Language Center, <i>incl. Korean Studies Center</i>	60	4	49	20	57	24	72	5
College of Continuing Education	2	29	6	67	6	67	4	69
School of General Education	8	5	8	4	7	3	2	4
Law School	7	3	4	4	temporarily was part of BCB		5	3
Total	187	47	171	109	157	118	193	112

PROFESSIONAL DEVELOPMENT

KIMEP Faculty Members Studying at KIMEP, 2008-11

Academic year	Unit	Number of employees studying, by program			Total
		DBA	MA TESOL	MPA	
2010-2011	Bang College of Business	11	-	-	11
	Language Center	1	14	-	15
	College of Continuing Education	-	1	-	1
	Total	12	15	-	27
2009-2010	Bang College of Business	9	-	-	9
	Language Center	1	19	1	25
	Total	10	19	1	34
2008-2009	Bang College of Business	10	-	-	10
	Language Center	1	16	1	18
	Total	11	16	1	28

KIMEP Faculty Members Studying Abroad, 2010-11

College	Position/Current degree	Degree to obtain/Specialization	Country/University
BCB	Lecturer/MA	PhD/Finance	Australia/Charles Sturt University
	Senior Lecturer/CSc	DSc/Physics	Russia/Central Astronomical-Observatory of the Russian Academy of Sc.
	Senior Lecturer/MBA	PhD/E-commerce	Netherlands/Eindhoven Technical University
	Assistant Professor/MSc	PhD/Finance	Scotland/University of Edinburgh
CSS	Lecturer/MA	PhD/Political Science	USA/State University of New Jersey, Rutgers Newark
	Lecturer/MA	PhD/Electronic Engineering	Netherlands/Eindhoven Technical University
	Lecturer/MSc	PhD/Politics	UK/University of Oxford
	Senior Lecturer/MA	PhD/Political Science	USA/Indiana University
	Senior Lecturer/MA	PhD/Political Science	Finland/Tampere University
	Senior Lecturer/MPA	PhD/Political Science and Public Policy	USA/George Washington University
	Senior Lecturer/MA	PhD/Economics	Canada/University of Manitoba
	Senior Lecturer/MA	PhD/Economics	USA/University of Arizona
	Senior Lecturer/CSc	Professional Development/Economics	Portugal/University of Algarve
Senior Lecturer/CSc	Postdoctoral Research/Economics	Germany/Humboldt University	
LC	Lecturer/CSc	PhD/English language	Turkey/Middle East Technical University
	Senior Lecturer/MA	PhD/Linguistics	UK/University of London
	Instructor/BA	Ed.D/Linguistics	UK/University of Leicester
	Instructor/BA	MA/Chinese Teaching	China/Beijing Language and Culture University
Total	18 faculty members	Doctoral degree Masters degree Postdoctoral Research Professional Development	15 1 1 1 17 universities

KIMEP Faculty Members Studying Abroad, 2009-10

College	Position/Current degree	Degree to obtain/Specialization	Country/University
BCB	Senior lecturer/MA	PhD/Statistics	UK/University of Bath
	Lecturer/MBA	PhD/Strategic Management	Sweden/Lund University
	Senior Lecturer/MBA	PhD/E-commerce	Netherlands/Eindhoven Technical University
	Senior Lecturer/MBA	PhD/Finance and Accounting	UK/Manchester Business School
	Lecturer/MA	PhD/ Finance	Australia/Charles Sturt University
	Assistant Professor/PhD	Research/Erasmus Mundus Scholarship	Germany/Humboldt University
	Senior Lecturer/MBA	Faculty Development/ACTR&ACCELS	USA/University of Pittsburgh
Assistant Professor/PhD	Faculty Development/Finance	Portugal/Algarve University	
CSS	Lecturer/MA	PhD/Political Science	USA/New School University of Social Research
	Lecturer/MA	PhD/Electronic Engineering	Netherlands/Eindhoven Technical University
	Lecturer/MSc	PhD/Politics	UK/University of Oxford
	Lecturer/MBA	PhD/Economics	USA/Michigan State University
	Senior Lecturer/MA	PhD/Political Science	USA/University of South Carolina
	Senior Lecturer/MA	PhD/Political Science	Finland/Tampere University
	Senior Lecturer/MPA	PhD/Political Science and Public Policy	USA/George Washington University
	Senior Lecturer/MA	PhD/Economics	Canada/University of Manitoba
	Senior Lecturer/MA	PhD/Economics	USA/University of Arizona
	Assistant Professor/PhD	Research/ Japan's Policy in Central Asia	Japan/Nagoya University
Senior Lecturer/CSc	Postdoctoral Research/Economics	Portugal/Algarve University	
Senior Lecturer/CSc	Postdoctoral Research/Economics	Germany/Humboldt University	
LC	Lecturer/CSc	PhD/English language	Turkey/Middle East Technical University
	Senior Lecturer/MA	PhD/Linguistics	UK/University of London
	Instructor/BA	MA/Applied Linguistics and TESOL	UK/University of Leicester
	Lecturer/M.Ed.	MA/Cultural Anthropology	Russia/Astrakhan State University
	Instructor/BA	MA TESOL/Teaching English	UK/University of Brighton
	Instructor/BA	MA/Chinese Teaching	China/Beijing Language and Culture University
Total	26 faculty members	PhD studies Masters degree Research/Postdoctoral Research Faculty Development	16 4 4 2 23 universities

KIMEP Faculty Members Studying Abroad, 2008-09

College	Position/current degree	Degree to obtain/Specialization	Country/University
BCB	Lecturer/MBA	PhD/Strategic Management	Sweden/Lund University
	Senior lecturer/MA	PhD/Statistics	UK/University of Bath
	Senior Lecturer/MBA	PhD/E-commerce	Netherlands/Eindhoven Technical University
	Senior lecturer/MPhil	PhD/Marketing	USA/University of Mississippi
	Lecturer/MA	PhD/Political Science	USA/New School University of Social Research
	Lecturer/MA	PhD/Electronic Engineering	Netherlands/Eindhoven Technical University
CSS	Lecturer/MSc	PhD/Politics	UK/University of Oxford
	Lecturer/MBA	PhD/Economics	USA/Michigan State University
	Senior Lecturer/MA	PhD/Political Science	USA/University of South Carolina
	Senior Lecturer/MA	PhD/Political Science	Finland/Tampere University
	Senior Lecturer/MPA	PhD/Political Science and Public Policy	USA/George Washington University
	Assistant Professor/MPhil	PhD/Public Policy and Management	USA/Rushmore University
	Senior Lecturer/MAIJ	Research/Journalism	Sweden/Lund University
	Senior Lecturer/CSc	Research/Fulbright Visiting Scholarship	USA/University of Wisconsin-Madison
LC	Senior Lecturer/MA	PhD/Linguistics	UK/University of London
	Lecturer/CSc	PhD/English language	Turkey/Middle East Technical University
	Lecturer/MAIJ	MA/Educational Management	UK/Leeds University
	Instructor/BA	MA/Applied Linguistics and TESOL	UK/University of Leicester
	Lecturer/MBA	Faculty Development/Linguistics	Portugal/Algarve University
Total	19 faculty members	PhD studies	14
		Masters degree	2
		Research/Postdoctoral Research	2
		Faculty Development	1
			17 universities

RESEARCH ACTIVITY BY DEPARTMENTS

Number of Conference Participation	2010-11	2009-10	2008-09	Total
College of Social Sciences	38	52	49	139
Bang College of Business	15	4	22	41
Law School	7	14	1	22
Language Center	5	32	78	115
General Education School	1	2	-	3
Total	66	104	150	320

Number of Published Publications	2010-11	2009-10	2008-09	Total
College of Social Sciences	7	47	83	137
Bang College of Business	1	4	39	44
Law School	2	21	3	26
Language Center	4	35	76	115
General Education School	-	3	-	3
Total	14	110	201	325

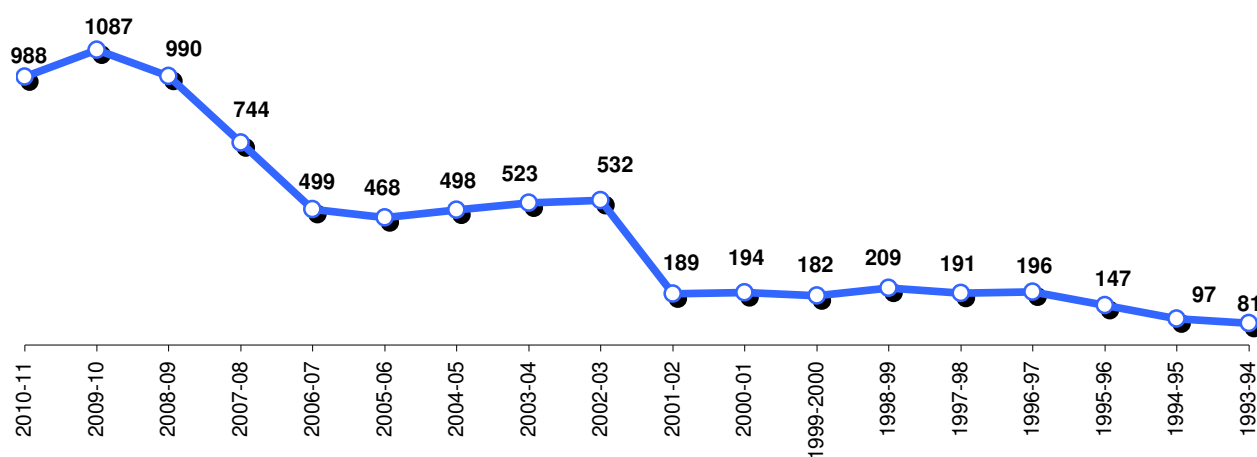
Data effective as of September 14, 2011



ALUMNI

NUMBER AND SCOPE

Number of Alumni by Academic Years, 1994-2011



Number of Alumni by Program, 1994-2011

Undergraduate

Program	2010-11	2009-10	2008-09	2007-08	2006-07	2005-06	1993-2005	Total
BAE	88	120	128	78	70	36	76	596
BAIJ	27	35	34	17	8	2	-	123
BSc	508	588	519	403	215	195	607	3035
BSS	-	-	-	94	56	41	193	384
BSS PA	147	175	106	-	-	-	-	428
BSS PS/IR	44	38	37	-	-	-	-	119
Total	814	956	824	592	349	274	876	4685

Graduate

Program	2010-11	2009-10	2008-09	2007-08	2006-07	2005-06	1993-2005	Total
DBA	1	1	-	-	-	-	-	2
EMBA	-	-	-	25	23	29	406	483
ExMBA	6	6	11	-	-	-	-	23
LLM	11	2	-	-	-	-	-	13
MA	9	6	12	3	12	19	420	481
MAIJ	2	5	7	10	20	13	30	87
MBA	128	95	114	91	69	105	1079	1681
MIR	4	5	6	8	12	10	9	54
MPA	13	11	16	15	14	18	219	306
Total	174	131	166	152	150	194	2163	3130

Data effective as of September 13, 2011

EMPLOYMENT AND SALARY

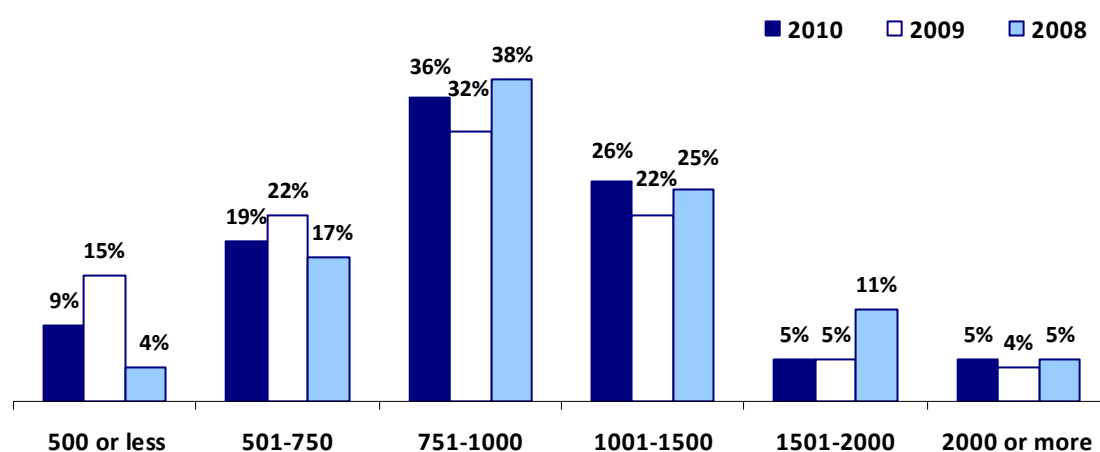
Employment Rate of KIMEP Alumni, 2007-10, %

	BAE	BSc	BSS	BAIJ	Total	MBA	MIR	MAIJ	MA	MPA	LLM	Total	Grand Total
2009-10	88	93	83	94	90	96	80	100	100	91	100	95	93
2008-09	91	96	90	100	95	96	100	83	100	100	-	95	95
2007-08	95	92	89	88	92	96	100	100	100	100	-	97	93

Factors Assisting in Getting Job after Graduating from KIMEP, %

Factors	Bachelors			Masters			Total		
	2010	2009	2008	2010	2009	2008	2010	2009	2008
Family	9	10	6	4	5	3	8	9	6
Friends	7	6	5	3	10	7	6	6	6
Internship	12	14	9	7	7	8	11	13	9
KIMEP Career Center	4	3	6	4	9	9	4	4	6
KIMEP education	28	24	33	33	22	28	29	24	32
KIMEP specialization	20	20	21	23	23	19	21	21	20
Previous job	8	14	11	20	19	20	10	14	13
Other	12	9	9	6	5	6	11	9	8
Total	100	100	100	100	100	100	100	100	100

Alumni of 2008-2010: Salary Ranges, USD



Alumni of 2008-10: Fields of Occupation, %

Occupation Fields	2009-10	2008-09	2007-08
Advertising	-	2.00	2.30
Audit	20.90	14.00	32.30
Banking	18.90	14.00	11.60
Construction	1.40	-	0.90
Education	4.70	4.00	3.20
State bodies	5.80	4.00	2.00
Energy	-	1.00	0.90
Pharmaceutics	0.7	-	-
Finance	5.70	6.00	10.40
Insurance	1.40	1.00	0.60
Media	1.40	2.00	1.70
Oil & Gas	4.70	6.00	7.50
Production	1.70	4.00	2.60
Telecommunications	0.70	2.00	0.60
Trade/Services	17.90	17.00	13.00
Transport	1.00	1.00	1.20
Further graduate or postgraduate study	13.2	22.00	9.20
Total	100	100	100




ACADEMIC PROGRAMS AND SPECIALIZATIONS

GRADUATE PROGRAMS

DOCTORAL DEGREES	2011-12	2010-11	2009-10	2008-09
BANG COLLEGE OF BUSINESS				
Doctor of Business Administration (DBA)				
Accounting	+	+	+	+
Finance	+	+	+	+
Management	+	+	+	+
Marketing	-	+	+	+
Operations Management & Information Systems	-	-	-	+
Leadership and Organizational Development	+	-	-	-
Total	4	4	4	5
MASTER DEGREES	2011-12	2010-11	2009-10	2008-09
SCHOOL OF LAW				
Master of International Law (LLM)	+	+	+	+
LANGUAGE CENTER				
Master of Arts in Teaching English to Speakers of Other Languages (MA TESOL)	+	+	+	+
BANG COLLEGE OF BUSINESS				
Executive Master of Business Administration (ExMBA)	+	+	+	+
Master of Business Administration (MBA)				
Accounting	+	+	+	+
Finance	+	+	+	+
Information Systems	-	-	-	+
Management	+	+	+	+
Marketing	+	+	+	+
Operations Management	-	-	-	+
Leadership and Organizational Development	+	+	-	-
COLLEGE OF SOCIAL SCIENCES				
Master in International Relations (MIR)	+	+	+	+
Master of Arts in Economics (MA)				
Financial Analysis	-	-	-	+
International Economics	-	-	-	+
Public Policy Economics	-	-	-	+
Master in Public Administration (MPA)				
Financial Management	-	-	-	+
Public Management	-	-	-	+
Public Policy	-	-	-	+
Master of Arts in International Journalism and Mass Communication (MAIJMC)				
Media Management	-	-	-	+
Print and Broadcast Journalism	-	-	-	+
Public Relations	-	-	-	+
Public Relations and Advertising	+	+	-	-
Journalism and Media Management	+	+	-	-
Total	13	13	11	19

UNDERGRADUATE PROGRAMS

BACHELOR DEGREES	2011-12	2010-11	2009-10	2008-09
BANG COLLEGE OF BUSINESS				
Bachelor of Science in Business Administration and Accounting (BSc)				
Accounting	+	+	+	+
Finance	+	+	+	+
Information Systems	-	-	-	+
Management	+	+	+	+
Marketing	+	+	+	+
Operations Management	-	-	-	+
Human Resource Management	-	-	-	+
SCHOOL OF LAW				
Bachelor of Law (LLB)	+	-	-	-
COLLEGE OF SOCIAL SCIENCES				
Bachelor of Arts in Economics and Management (BAE)				
International Economics	+	+	+	-
Business Economics	+	+	+	+
Public Policy Economics	-	-	-	+
Bachelor of Arts in International Journalism (BAIJ)				
Media Management	+	+	+	+
Print, Broadcast and Online Journalism	-	-	-	+
Public Relations	+	+	+	+
Bachelor of Social Sciences (BSS)				
Central Asian Politics				+
Comparative Politics	<i>All reorganized into BSS in IR and BSS in PA</i>	<i>All reorganized into BSS in IR and BSS in PA</i>	<i>All reorganized into BSS in IR and BSS in PA</i>	+
History and Law				-
International Relations				+
Foreign Policy and Diplomacy				+
International Security				+
Political Science				-
Public Administration				-
Public Policy and Administration				+
Public Management				+
Financial Management				+
Health Policy and Administration	<i>All reorganized into BSS in IR and BSS in PA</i>	<i>All reorganized into BSS in IR and BSS in PA</i>	<i>All reorganized into BSS in IR and BSS in PA</i>	-
Natural Resource Management				+
Bachelor of Social Sciences in International Relations (BSS in IR)				
Foreign Policy and Diplomacy	-	-	+	-
International Security	-	-	+	-
Political Science	-	-	+	-
International Relations	+	+	-	-
Comparative Politics and Society	+	+	-	-
Central Asian Studies	+	+	-	-
Bachelor of Social Sciences in Public Administration (BSS in PA)				
Public Policy and Administration	+	+	+	-
Financial Management	+	+	+	-
Total	14	13	13	21



FINANCIAL AID AND FEES

FINANCIAL AID

KIMEP Funded Financial Aid, 2008-11, thous. KZT

Type of Financial Aid	2010-11			2009-10			2008-09		
	Fall	Spring	SU	Fall	Spring	SU	Fall	Spring	SU
Altyn Belgi Scholarship	7712	5111	1709	9755	10186	3379	10296	11862	3849
Caucasus Scholarship	431	431	172	357	438	317	573	381	-
Central Asian Scholarship	-	-	-	936	882	-	2179	1553	603
DBA Scholarship	-	-	-	228	456	-	1183	1183	-
FinAid for Children from Single Parent Families	5890	7126	2781	9631	19571	9172	10254	20138	8095
FinAid for Children of Pensioners 10%	886	1038	512	-	-	-	-	-	-
FinAid for Children of Pensioners 25%	904	1159	408	1423	2220	1084	1780	2383	895
FinAid for Many Children Families	1894	2588	1177	-	99	89	-	-	-
FinAid for Multiple Student Families	7337	8565	2705	6048	5537	2775	4526	6834	2200
FinAid for Orphans	6683	6374	3327	5841	5465	2248	5538	6293	2098
General Assistance FinAid 10%	60	26	-	-	-	-	-	-	-
General Assistance FinAid 15%	155	129	65	-	-	13	-	-	-
General Assistance FinAid 20%	99	99	75	-	-	-	-	-	-
General Assistance FinAid 25%	3147	2456	1027	-	-	-	-	-	-
General Assistance FinAid 30%	15710	13357	5415	-	-	-	-	-	-
General Assistance FinAid 35%	7801	7780	3067	-	-	90	-	-	-
General Assistance FinAid 40%	1619	1688	859	-	-	-	-	-	-
General Assistance FinAid 45%	566	531	39	-	-	-	-	-	-
General Assistance FinAid 50%	1918	2033	957	-	-	-	-	-	-
General Assistance FinAid 70%	402	-	-	-	-	-	-	-	-
General Assistance FinAid 75%	-	-	129	-	-	-	-	-	-
General Assistance FinAid 100%	344	431	327	-	-	-	-	-	-
General Assistance KIMEP Dean's Grant	1361	1401	119	-	-	-	-	-	-
International Summer Program Discount	-	-	1764	-	-	3587	-	-	-
Dean's Grant for Undergraduate Students	1522	1361	498	2222	1953	-	1421	1282	-
Employee Tuition Waiver	10379	8537	3780	9621	10159	3018	-	8690	3042
Prepayment Discount	2135	-	-	4000	-	-	2475	-	-
KIMEP Presidential Grant	5562	4466	1208	6399	5407	228	3003	2637	-
KIMEP Scholarship	172	-	-	158	270	-	302	-	-
Tuition Discount 25%	-	-	-	91	-	-	373	510	359
Tuition Discount 50%	-	-	-	340	197	383	83	170	-
Tuition Waiver	-	-	-	2045	780	-	1294	1523	882
KIMEP/Eurasia Scholarship	-	-	-	16	-	-	-	41	22
KIMEP/U.S. - Central Asia Education Foundation Enterprise Fellowship Letters	1982	1767	258	2138	2218	348	1823	1975	189
	3103	3556	2179	2635	2504	1381	1363	1141	373

Type of Financial Aid	2010-11			2009-10			2008-09		
	Fall	Spring	SU	Fall	Spring	SU	Fall	Spring	SU
Merit-Based Altyn Belgi Scholarship	8825	9299	4288	4081	5462	2903	-	-	-
Merit-Based Business Plan Scholarship	-	-	-	-	3550	157	-	-	-
Merit-Based Scholarship for Graduate Students	3650	2899	802	1987	1485	1099	-	-	220
Merit-Based Scholarship for International and Republican Olympiads Prizewinners	1033	1576	388	842	698	142	-	-	-
Merit-Based Scholarship for Undergraduate Foreign Students	2015	2469	1062	1641	2156	545	1076	943	440
Merit-Based Work-Study FinAid for Children from Single Parent Families	-	-	-	5845	-	-	-	-	-
Merit-Based Work-Study FinAid for Children of Pensioners	-	-	-	376	-	-	-	-	-
Nursultan Nazarbayev Scholarship	11669	11810	4891	7010	6977	4183	6863	6271	2058
Tuition Waiver for Children of KIMEP Employees	8416	8386	2926	6405	6380	2842	4241	4386	1668
Total	125382	118449	48914	92071	95050	39983	60646	80196	26993
ExMBA Discount		1616			2122			-	
Grand Total		294361			229226			167835	

Data effective as of October 18, 2011

Corporate Funded Financial Aid, 2008-11, thous. KZT

Sponsors	2010-11	2009-10	2008-09
AGIP KCO	10874	-	-
Akdeniz Business Plan Competition	-	1500	-
Almaty International Women Club	1500	1500	-
Atyrau Oblast Makhambet Region Akimat	-	725	-
Bilim-Central Asia	-	400	1400
BOTA Foundation	1772	-	-
British American Tobacco	2424	2424	-
Citibank Kazakhstan	1476	1509	1198
Dr. Sumitro Djojohadikusumo	-	-	550
Eggleton's scholarship (Eurasian Bank)	147	-	-
Ernst & Young	-	700	408
Erzhan Tatishev Foundation	5771	9699	4251
EUROBAK	600	600	-
Globus Education	-	-	720
Karazhanbasmunai	-	894	-
Kazenergy PF	-	1323	724
Kazmunaigaz NK	-	-	2226
Kazmunaigaz EP	-	-	7963
KEGOC	-	-	1519
KookminBank	1120	-	-
KPMG Audit	-	150	-
Maersk Oil	-	-	1738
Ministry of Education and Science	159	24020	1290
PetroKazakhstan Kumkol Resources	5966	6241	7489
Pricewaterhouse Coopers LLP	-	-	689
State Presidential Stipend	3003	2250	2051
Tengizchevroil LLP	6435	6065	7967
The Eurasia Foundation	-	237	-
Tomas Balco	1625	425	75
Turgai Petroleum	-	-	100
US-Central Asia Education Foundation Fellowship	56692	39747	28046
Total from Sponsors	99564	100409	70404
Trilateral Contracts	110266	190798	186547
Grand Total	209830	291207	256951

Data effective as of September 16, 2011

TUITION

Tuition Fees for Kazakhstan and CIS Countries Citizens, 2008-12, KZT

Program		2011-12	2010-11	2009-10	2008-09
BSc	per 1 credit	33,000	28,700	26,300	22,650
	3 credits/1 course	99,000	86,100	78,900	67,950
BSS	per 1 credit	30,400	26,500	24,300	20,950
	3 credits/ 1 course	91,200	79,500	72,900	62,850
BAE	per 1 credit	30,400	26,500	24,300	20,950
	3 credits/ 1 course	91,200	79,500	72,900	62,850
BAIJ	per 1 credit	24,100	21,000	19,300	16,600
	3 credits/ 1 course	72,300	63,000	57,900	49,800
MBA	per 1 credit	47,600	41,400	38,000	32,800
	3 credits/ 1 course	142,800	124,200	114,000	98,400
MA	per 1 credit	45,500	39,600	36,300	31,330
	3 credits/ 1 course	136,500	118,800	108,900	93,990
MPA	per 1 credit	35,300	30,700	28,200	24,330
	3 credits/ 1 course	105,900	92,100	84,600	72,990
MIR	per 1 credit	35,300	30,700	28,200	24,330
	3 credits/ 1 course	105,900	92,100	84,600	72,990
MAIJ	per 1 credit	33,400	29,100	26,700	23,000
	3 credits/ 1 course	100,200	87,300	80,100	69,000
MA TESOL	per 1 credit	33,400	29,100	26,700	23,000
	3 credits/ 1 course	100,200	87,300	80,100	69,000
LLM	per 1 credit	47,600	41,400	38,000	32,800
	3 credits/ 1 course	142,800	124,200	114,000	98,403
DBA	per 1 credit	47,600	41,400	38,000	131,440
	3 credits/ 1 course	142,800	124,200	114,000	394,320

In 2009-10 AY, all undergraduate freshmen paid KZT 26 300 per credit and KZT 78 900 per 3-credit course. In 2010-11 AY, all bachelors of 2009 and 2010 intake pay KZT 28 700 per credit and KZT 86 100 per 3-credit course. In 2011-12 AY, all bachelors of 2009, 2010, 2011 intake pay KZT 33 000 per credit and KZT 99 000 per 3-credit course.

Tuition Fees for Non-CIS Foreign Countries Citizens, 2008-12, KZT

Program		2011-12	2010-11	2009-10	2008-09
BSc	per 1 credit	33,000	28,700	26,300	34,180
	3 credits/ 1 course	99,000	86,100	78,900	102,540
BSS	per 1 credit	30,400	26,500	24,300	31,740
	3 credits/ 1 course	91,200	79,500	72,900	95,220
BAE	per 1 credit	30,400	26,500	24,300	31,740
	3 credits/ 1 course	91,200	79,500	72,900	95,220
BAIJ	per credit	24,100	21,000	19,300	24,900
	3 credits/ 1 course	72,300	63,000	57,900	74,700
MBA	per 1 credit	47,600	41,400	38,000	49,330
	3 credits/ 1 course	142,800	124,200	114,000	147,990
MA	per 1 credit	45,500	39,600	36,300	46,890
	3 credits/ 1 course	136,500	118,800	108,900	140,670
MPA	per 1 credit	35,300	30,700	28,200	36,620
	3 credits/ 1 course	105,900	92,100	84,600	109,860
MIR	per 1 credit	35,300	30,700	28,200	36,620
	3 credits/ 1 course	105,900	92,100	84,600	109,860
MAIJ	per 1 credit	33,400	29,100	26,700	34,660
	3 credits/ 1 course	100,200	87,300	80,100	103,980
MA TESOL	per 1 credit	33,400	29,100	26,700	34,660
	3 credits/ 1 course	100,200	87,300	80,100	103,980
LLM	per 1 credit	47,600	41,400	38,000	49,330
	3 credits/ 1 course	142,800	124,200	114,000	147,990
DBA	per 1 credit	47,600	41,400	38,000	131,440
	3 credits/ 1 course	142,800	124,200	114,000	394,320

In 2009-10 AY, all undergraduate freshmen paid KZT 26 300 per credit and KZT 78 900 per 3-credit course. In 2010-11 AY, all bachelors of 2009 and 2010 intake pay KZT 28 700 per credit and KZT 86 100 per 3-credit course. In 2011-12 AY, all bachelors of 2009, 2010, 2011 intake pay KZT 33 000 per credit and KZT 99 000 per 3-credit course.

FEES**Student Dormitory Fees per Month, KZT**

	2011-12	2010-11	2009-10	2008-09
Bed in deluxe double room	-	-	-	11,442
Bed in room with telephone (3-4 floors)	9,700	9,700	9,700	9,273
Bed in renovated room with telephone (5 th floor)	13,200	13,200	13,200	12,650
Bed in deluxe room (5 th floor)	-	-	-	14,322
Bed in renovated room with telephone (2 nd floor)	13,200	13,200	13,200	10,450
Bed in deluxe room (2 nd floor)	-	-	-	12,650

Services Fees, KZT

	2011-12	2010-11	2009-10	2008-09
Student activities fee	2 300 (per semester)	2 000 (per semester)	cancelled	cancelled
Late payment fee	8 800	8 800	8 800	8 820
Late registration fee (per course)	4 500	4 500	4 500	4 470
Official transcript (3 copies)	1 700	1 700	1 700	1 750
Withdrawal administrative fee	4 500	4 500	4 500	4 470
Student Card	free of charge	free of charge	80	80
Replacement of Student Card	free of charge	free of charge	1 300	1 300
Library Card Replacement	3 000 (plastic card)	3 000 (plastic card)	3 000 (plastic card)	1 500 (laminated) 3 000 (plastic card)
Textbook security deposit (fixed)	15 000	15 000	15 000	15 000
Textbook rental fee (withdrawn from deposit)	25% of replacement cost of item	25% of replacement cost of item	25% of replacement cost of item	25% of replacement cost of item
Duplicate and replacement of Diploma	1 700	1 700	1 700	1 750

Preparatory Courses and Tests Fees, KZT

	2011-12	2010-11	2009-10	2008-09
Foundation English (per level)	69 000	60 000	60 000	81 140
Introduction to Computers Test	2 800	2 500	2 300	2 030
Pre-MA and Pre-MBA courses (per course)	-	50 500	46 300	40 250



CAMPUS AND FACILITIES

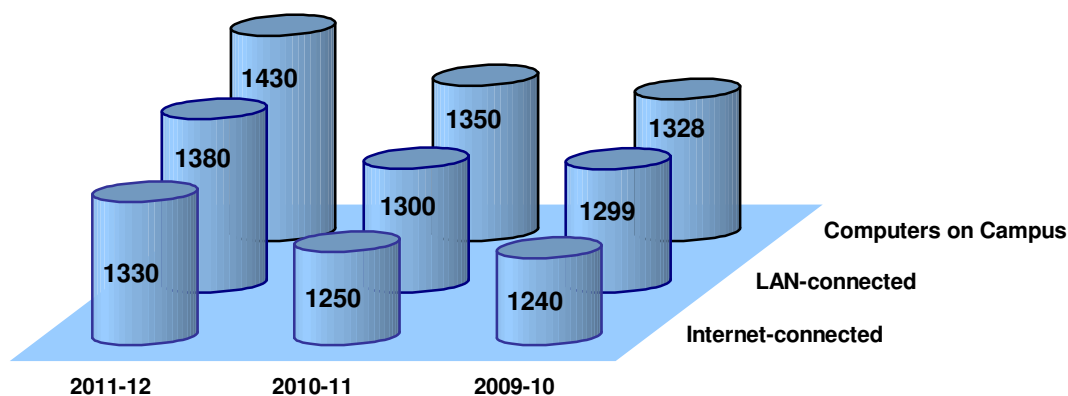
Campus Technical Characteristics, 2010-11, m²

Total proprietary space of buildings	41362
Instructional and laboratory proprietary space of buildings	6276.4
Proprietary space of dormitories	7063
Proprietary space of dining services	1884.8
Proprietary space of gyms and other covered sport facilities	2005
Medical Center	152.6

Computer Facilities and Internet, 2008-12

	2011-12	2010-11	2009-10	2008-09
Student Computer Facilities				
Computer Laboratories	17	18	18	18
Student Computer Areas	6	6	4	4
Computers in the Laboratories and Areas <i>(all connected to LAN and Internet)</i>	500	510	494	492
Students per Computer Ratio	6.8	7.7	10.8	10
All Computer Facilities				
Computers on Campus	1430	1 350	1 328	1 300
Computers connected to LAN	1380	1 300	1 299	1 300
Computers connected to Internet	1330	1 250	1 240	1 251
Internet Speed				
Internet Access Speed	20 Mbps	10 Mbps	10 Mbps	7.5 Mbps

Computer Facilities and Internet, 2009-12



Library Holdings and Space, 2008-11

	2010-11	2009-10	2008-09
BOOKS, TOTAL	99 040	95 874	92 676
Collection in Use			
<i>English</i>	63 176	60 740	57 636
<i>Russian</i>	25 885	25 322	25 245
<i>Kazakh</i>	9 979	9 812	9 795
E-RESOURCES, TOTAL	16	14	10
<i>EBSCO</i>	+	+	+
<i>INTAS</i>	-	-	+
<i>JURIST (Paragraph)</i>	+	+	+
<i>KIMEP Reference Database</i>	+	+	+
<i>JSTOR</i>	+	+	+
<i>SSRN</i>	-	-	+
<i>EBRARY</i>	+	+	+
<i>ABI/INFORM Global</i>	+	+	+
<i>EVIEWES</i>	+	+	+
<i>TOL (Transitions Online)</i>	+	+	+
<i>Passport GMID</i>	+	+	-
<i>Sage</i>	+	+	-
<i>Emerald</i>	+	+	-
<i>LexisNexis</i>	+	+	-
<i>Compustat</i>	+	+	-
<i>Zakon</i>	+	+	-
<i>DATAMONITOR</i>	+	-	-
<i>Cabell's Directory of Publishing Opportunities</i>	+	-	-
PERIODICALS, TOTAL	197	180	187
<i>Scholarly journals</i>	82	79	70
<i>Other periodicals</i>	115	101	117
FACILITIES			
Space, m ²	3 388	3 388	3 388
Seats	440	440	455
Computers	72	71	71

KIMEP Teaching Aid Facilities

In-class Teaching Aid Equipment		Out-of-class Teaching Support Equipment	
Acoustic Systems	62	Illumination Projectors	20
Audio Recorders	60	Radio Microphones	54
LCD Projectors	71	Automatic Telephone Stations	4
Microphones	40	Dimmer blocks	2
Overhead Projectors	40	Mini Disc Player	2
Screens	73	Mixer board	3
TV sets	13	Sound Processor	1
DVD Players	7	Video Cameras	4
Interwrite boards	2	Video Projectors	2

Data effective as of Fall 2011

KIMEP Media Lab Equipment

Computers	11	Dictaphones	7	Video Cameras	7
Video-editing	4	Professional	4	Professional	3
Standard	7	Standard	3	Standard	4
Printers	3	Photographic Cameras	9	TV sets	2
A3 format printer	1	Professional	5	Big screen flat panel wall TV	1
A4 format printer	2	Standard	4	Standard TV	1
A3 Scanners	2	Home Theatre System	1	Professional Video Recorders	3

Data effective as of Fall 2011



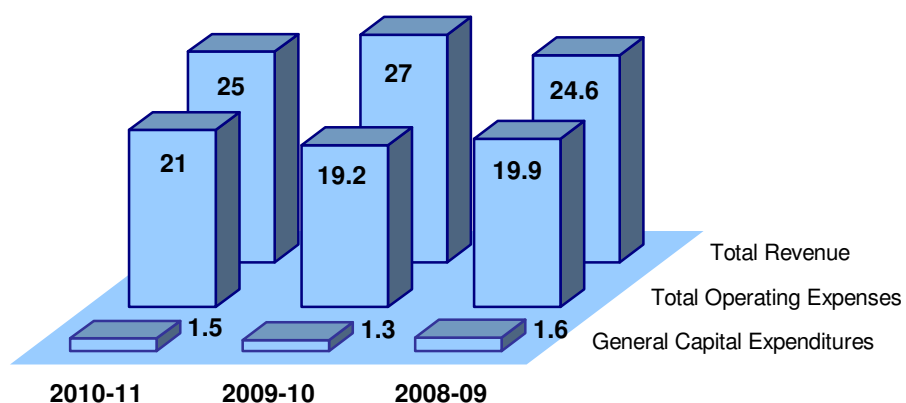
UNIVERSITY FINANCES

KIMEP Budget, 2010-11

Description	KZT	USD*
Tuition	3,253,207,259	21,688,048
Other Revenues	487,044,880	3,246,966
TOTAL REVENUE	3,740,252,139	24,935,014
Payroll Fund	2,592,685,680	17,284,571
Operational Expenses	552,6000,635	3,684,004
Stationery	12,465,746	83,105
Public Utilities	62,664,581	417,764
Telecommunication	21,621,619	144,144
Repair, maintenance and householding	60,453,741	403,025
Other Expenses	90,063,089	600,421
Medical Insurance and Other Benefits	40,172,272	267,815
Marketing and Recruitment	138,328,174	922,188
Graduation Ceremony	9,158,982	61,060
Financial Expenses	10,588,738	70,592
Taxes	44,656,298	297,709
Research	27,263,951	181,760
Audit, insurance	35,163,444	234,423
TOTAL OPERATING EXPENSES	3,145,286,315	20,968,575
Computer equipment, spare parts and licenses	39,366,128	262,441
Equipment and furniture	23,461,604	156,411
Books, periodicals, etc.	42,908,939	286,060
Projects	115,122,209	767,481
GENERAL CAPITAL EXPENDITURES	220,858,880	1,472,393
Financial Aid	294,361,000	1,962,407
Net Result	79,745,945	531,640

*1 USD=150 KZT

KIMEP Budget: Key Indicators, 2008-11, mln. USD





ADMINISTRATIVE STAFF

NUMBER AND SCOPE

Staff Headcount, as of Fall 2011

Division	Management	Subordinates	Total
Central Administration			
Office of the President	1	3	4
Office of the Vice-President of Academic Affairs	1	4	5
Office of the Vice-President of Planning and Development	1	4	5
Office of the Vice-President for Administration and Finance	1	4	5
Office of the Dean of Enrollment Management	1	1	2
Office of the Dean of Student Affairs	2	3	5
Planning and Development			
Corporate Development Department	3	5	8
Department of Quality Assurance and Institutional Research	1	7	8
Department of Development	1	1	2
Legal Department	1	3	4
Marketing, Communication and Public Relations	2	7	9
Academic Affairs			
Bang College of Business	3	17	20
College of Social Sciences	6	14	20
College of Continuing Education	4	16	20
School of General Education	1	4	5
School of Law	1	2	3
Language Center	3	7	10
Library	1	34	35
International Relations Office	1	5	6
Advising, Internship and Career Services	1	-	1
Administration and Finance			
Computer and Information Systems Center	2	37	39
Finance and Accounting Department	2	20	22
Human Resources Department	1	11	12
Support Services Division	12	225	237
Translation/Interpretation Department	1	4	5
Enrollment Management			
Admission	3	9	12
Enrollment Services	1	3	4
Registrar Department	2	10	12
Student Financial Services Department	2	5	7
Student Affairs			
Dormitory	1	3	4
Medical Center	1	6	7
Sports Complex	1	4	5
Student Center	1	1	2
Total	66	479	545

Data effective as of October 10, 2011

PROFESSIONAL DEVELOPMENT

Administrative Staff Studying Abroad, 2008-11

Year	Position/Unit	Degree to obtain	Field of Study	Country
2010-11	Associate Dean/CCE	PhD	Management	Sweden
	Assistant/Student Center	PhD	Operations Management	Portugal
	Assistant/World Languages Program, CCE	Master	Public Administration	Turkey
	Assistant/Language Center	Master	Translation/Interpretation	USA
	Assistant/Human Resources Department	Master	Educational Management	Canada
2009-10	Database Specialist/Student Financial Services	Master	Computer Science	USA
	Associate Dean/CCE	PhD	Management	Sweden
	Assistant/Student Center	PhD	Operations Management	Portugal
	Assistant/World Languages Program, CCE	Master	Public Administration	Turkey
	Assistant/Language Center	Master	Translation/Interpretation	USA
2008-09	Database Specialist/Student Financial Services	Master	Computer Science	USA
	International Students Recruiter/International Relations Office	Professional Development	Experience Exchange	Netherlands
	Information Counselor/Admission and Information Center	Master	Economics	USA
	Assistant/BCB	Master	Business Administration	Czech Republic
	Manager/Library	Master	Library and IS	USA
	Assistant/Language Center	Master	Translation/Interpretation	USA
	International Student Advisor/ International Relations Office	Professional Development	Experience Exchange	Slovenia
	Specialist / Corporate Development Department	Professional Development	Experience Exchange	Sweden
International Officer/ International Relations Office	Professional Development	Experience Exchange	Netherlands	

Staff Participation in Professional Trainings at College of Continuing Education, 2008-11

Program	2010-11			2009-10			2008-09		
	Fall	Spring	SU	Fall	Spring	SU	Fall	Spring	SU
English for All	22	55	41	45	52	7	75	164	33
Open Enrollment and Certificate Programs	-	-	-	-	-	-	1	1	1
Preparation for KEET	2	3	-	9	4	-	2	3	1
Preparation for KGET	3	1	-	4	-	3	1	2	3
Professional Development Programs	19	25	8	28	26	14	6	20	21
Total	46	84	49	86	82	24	85	190	59

Administrative Staff Studying at KIMEP, 2010-11

Division/Unit	Number of employees studying, by program								Total
	DBA	LLM	MA	MA TESOL	MBA/ ExMBA	MIR	MPA		
President's Office	-	1	-	-	2	-	-	-	3
Planning and Development									
Vice President of Planning and Development Office	-	-	-	-	1	-	-	-	1
Corporate Development Department	-	-	-	-	2	-	-	-	2
Department of Development	-	-	-	-	1	-	-	-	1
Quality Assurance and Institutional Research Dept.	-	-	-	-	2	-	-	-	2
Academic Affairs									
Office of the Vice-President of Academic Affairs	1	-	-	-	3	-	-	-	4
Bang College of Business	3	-	1	-	3	1	-	-	8
College of Social Sciences	-	1	-	-	-	-	1	-	2
College of Continuing Education	-	-	1	-	5	-	1	-	7
School of General Education	-	1	-	-	1	-	-	-	2
Language Center (<i>incl. Korean Center</i>)	1	-	-	2	-	-	-	-	3
Advising, Internship and Career Center	-	-	1	-	2	1	-	-	4
Library	-	-	-	-	1	-	-	-	1
Administration and Finance									
Computer and Information Systems Center	-	-	-	-	1	-	-	-	1
Finance and Accounting Department	-	-	-	1	-	-	-	-	1
Human Resources Department	-	-	-	-	2	-	-	-	2
Support Services Division	-	-	1	-	1	-	-	-	2
Translation/Interpretation Department	-	-	-	-	2	-	-	-	2
Enrollment Management									
Office of the Dean of Enrollment Management	-	-	-	-	2	-	-	-	2
Enrollment Services	-	-	-	-	1	-	-	-	1
Office of the Registrar	-	-	-	-	2	-	-	-	2
Recruitment and Admission	-	-	1	-	1	-	1	-	3
Student Financial Services Department	-	-	-	-	2	-	-	-	2
Student Affairs									
Office of the Dean of Student Affairs	-	-	-	-	-	1	-	-	1
Student Center	-	-	-	-	1	-	1	-	2
Total	5	3	5	3	38	3	4	61	

Administrative Staff Studying at KIMEP, 2009-10

Division/Unit	Number of employees studying, by program									Total
	DBA	LLM	MA	MAIJ	MA TESOL	MBA/ ExMBA	MIR	Mout	MPA	
President's Office	-	-	-	-	-	1	-	-	-	1
Planning and Development	-	-	-	-	-	-	-	-	-	-
Corporate Development Department	-	-	-	-	-	2	-	-	-	2
Department of Development	1	-	-	-	-	1	-	-	-	2
Quality Assurance and Institutional Research Dept.	1	-	-	-	-	2	-	-	-	3
Marketing, Communications and PR	-	-	1	-	-	-	1	-	-	2
Academic Affairs	-	-	-	-	-	-	-	-	-	-
Office of the Vice-President of Academic Affairs	-	-	-	-	1	1	-	-	-	2
Bang College of Business	3	-	-	-	1	4	-	-	-	8
College of Social Sciences	-	-	-	-	-	2	-	-	1	3
College of Continuing Education	-	-	1	-	1	5	-	-	-	7
School of General Education	-	1	-	-	-	1	-	-	-	2
Language Center (<i>incl. Korean Center</i>)	1	-	-	-	1	1	1	-	1	5
Advising, Internship and Career Center	-	-	-	-	-	2	1	-	1	4
International Relations Office	-	-	-	-	-	1	-	-	-	1
Administration and Finance	-	-	-	-	-	-	-	-	-	-
Computer and Information Systems Center	-	-	-	-	-	1	-	-	-	1
Finance and Accounting Department	-	-	-	-	1	-	-	-	-	1
Human Resources Department	-	-	-	-	-	2	-	-	-	2
Support Services Division	1	-	1	-	-	1	1	-	-	4
Translation/Interpretation Department	-	-	-	-	-	2	-	-	-	2
Enrollment Management	-	-	-	-	-	-	-	-	-	-
Enrollment Services	-	-	-	-	-	2	-	-	-	2
Office of the Registrar	-	-	-	-	-	3	-	-	-	3
Recruitment and Admission	-	-	1	1	1	1	-	1	-	5
Student Financial Services Department	-	-	-	-	-	1	-	-	-	1
Student Affairs	-	-	-	-	-	-	-	-	-	-
Student Center	-	-	-	-	-	2	-	-	1	3
Total	7	1	4	1	6	38	4	1	4	66

Administrative Staff Studying at KIMEP, 2008-09

Division/Unit	Number of employees studying, by program							Total
	MA	MAIJ	MA TESOL	MBA	MIR	MPA	DBA	
Departments Reporting to the President	-	-	-	-	-	-	-	-
President's Office	1	-	-	2	-	-	1	4
Quality Assurance and Institutional Research Dept.	-	-	-	2	-	-	1	3
Legal Office	-	-	-	1	-	-	-	1
Academic Affairs	-	-	-	-	-	-	-	-
Bang College of Business	-	-	1	3	1	-	2	7
College of Continuing Education	1	-	-	3	-	-	-	4
College of Social Sciences	-	-	-	2	-	3	-	5
International Relations Office	-	-	-	-	-	1	-	1
Korean Studies Center	-	-	-	-	1	-	-	1
Language Center	-	-	2	-	-	1	1	4
Office of the Vice-President of Academic Affairs	-	-	-	2	-	-	-	2
School of General Education	-	-	-	1	-	-	-	1
Administration and Finance	-	-	-	-	-	-	-	-
Human Resources Department	-	-	-	2	-	-	-	2
Office of the Budget Director and Controller	-	-	-	1	-	-	-	1
Support Services Division	1	-	-	-	-	-	1	2
Translation/Interpretation Department	-	-	-	1	-	-	-	1
Advancement	-	-	-	-	-	-	-	-
Corporate Development Department	-	-	-	2	-	-	-	2
Department of Marketing and Public Relations	-	-	-	1	-	-	-	1
Enrollment Management	-	-	-	-	-	-	-	-
Office of the Registrar	-	-	-	3	-	-	-	3
Recruitment and Admission	-	1	1	1	-	-	1	4
Student Financial Services Department	-	-	-	2	-	1	-	3
Student Affairs	-	-	-	-	-	-	-	-
Student Affairs Office	-	-	-	1	-	-	-	1
Student Center	-	-	-	-	-	1	-	1
Total	3	1	4	30	2	7	7	54

KEY CONTACT DETAILS

PRESIDENT

President Chan Young Bang, Ph.D.
 bang@kimep.kz, +7 (727) 270-42-00 (#2005)
 050010 Kazakhstan, Almaty, Abai Ave. 2, Room #102

PLANNING AND DEVELOPMENT

Vice President of Planning and Development Ewan Simpson, Ph.D.
 simpson@kimep.kz, +7 (727) 270-44-85 (#2001)
 050010 Kazakhstan, Almaty, Abai Ave. 2, Room #103

Associate Vice President for Advancement Ronald Voogdt, MA, MS
 rvoogdt@kimep.kz, +7 (727) 270-43-80 (#2258)
 050010 Kazakhstan, Almaty, Abai Ave. 2, Room #411

Corporate Development Department Stanley Currier, MA, M.Ed., **Director**
 scurrier@kimep.kz, +7 (727) 270-42-26 (#2044)
 050010 Kazakhstan, Almaty, Abai Ave. 2, Room #401

Department of Development Olga Uzhegova, DBA, **Director**
 uzhegova@kimep.kz, +7 (727) 270-42-06 (#2016)
 050010 Kazakhstan, Almaty, Abai Ave. 2, Room #104

Department of Quality Assurance and Institutional Research Mansiya Kainazarova, Candidate of Sciences, **Acting Director**
 mansiya@kimep.kz, +7 (727) 270-44-86 (#2362)
 050010 Kazakhstan, Almaty, Abai Ave. 2, Room #407

Department of Marketing, Communications and PR Zhamilya Gafur, MA, **Director**
 gafhur@kimep.kz, +7 (727) 270-43-15 (#3170)
 050010 Kazakhstan, Almaty, Abai Ave. 4, Room #201

International Relations Office Elmira Suleimanova, Diploma, **Director**
 elmiras@kimep.kz, +7 (727) 270-42-30 (#2049)
 050010 Kazakhstan, Almaty, Abai Ave. 2, Room #416

ACADEMIC AFFAIRS

Vice President of Academic Affairs Terence Blackburn, JUDr
 tblackburn@kimep.kz, +7 (727) 270-44-67 (#2139)
 050010 Kazakhstan, Almaty, Abai Ave. 2, Room #112

Bang College of Business William Gissy, Ph.D., **Dean**
 bcb-dean@kimep.kz, +7 (727) 270-44-66 (#2255)
 050010 Kazakhstan, Almaty, Abai Ave. 2, Room #302-7

College of Social Sciences John Dixon, Ph.D., **Dean**
 dixon@kimep.kz, +7 (727) 270-42-46 (#3274)
 050010 Kazakhstan, Almaty, Abai Ave. 4, Hall #4

College of Continuing Education Dilbar Gimranova, MBA, M.Phil., **General Director**
 dilbar@kimep.kz, +7 (727) 237-47-86 (#1173)
 050010 Kazakhstan, Almaty, Abai Ave. 4, Room #102, Executive Education Center

School of General Education Le Gene Quesenberry, J.D., Ph.D, **Dean**
 legene@kimep.kz, +7 (727) 270-42-43 (#3245)
 050010 Kazakhstan, Almaty, Abai Ave. 4, Room #505

School of Law Joseph Luke, JUDr, **Acting Dean**
 jbluke.ls@kimep.kz, +7 (727) 270-44-10 (#2709)
 050010 Kazakhstan, Almaty, Abai Ave. 4, Room #119, New Academic building

Language Center Kenneth Saycell, MA, **Director**
 ksaycell@kimep.kz, +7 (727) 270-43-71 (#2388)
 050010 Kazakhstan, Almaty, Abai Ave. 2, Room #228b

Library Olga Zaitseva, MA, **Interim Director**
 zaitseva@kimep.kz, +7 (727) 237-47-54 (#2502)
 050010 Kazakhstan, Almaty, Abai Ave. 2, Room #107, Library building

ADMINISTRATION AND FINANCE

Vice President of Administration and Finance Bettina Sawhill Espe, MS
 b.espe@kimep.kz, +7 (727) 270-44-91 (#2002)
 050010 Kazakhstan, Almaty, Abai Ave. 2, Room #103b

Associate Vice President for Finance and Accounting Davlatbek Abduvaly, MBA, CMA, ACCA
 davlatbek.abduvaly@kimep.kz, +7 (727) 270-42-22 (#2039)
 050010 Kazakhstan, Almaty, Abai Ave. 2, Room #109

**Associate Vice President of
Administration**

Rassim Karibov, MBA
karibov@kimep.kz, + 7 (727) 237-47-55 (#2555)
050010 Kazakhstan, Almaty, Abai Ave. 4, Plant Building

ENROLLMENT MANAGEMENT

Dean

Larissa Savitskaya, M.Ed., MPA
larissa@kimep.kz, + 7 (727) 270-43-18 (#3141)
050010 Kazakhstan, Almaty, Abai Ave 4

Office of the Registrar

Uvassilya Samuratova, MBA, **Registrar**
database@kimep.kz, + 7 (727) 237-47-95 (#1038)
050010 Kazakhstan, Almaty, Abai Ave. 4

Office of Undergraduate Admissions

Natalya Miltseva, MA, **Director**
shars@kimep.kz, + 7 (727) 270-42-13 (#3211)
050010 Kazakhstan, Almaty, Abai Ave. 4

Office of Financial Aid

Zhanar Kakimova, Diploma, **Acting Director**
kakimova@kimep.kz, + 7 (727) 270-43-16 (#3223)
050010 Kazakhstan, Almaty, Abai Ave. 4, Room #202

Office of Enrollment Records

Anastasiya Manoilenko, MBA, **Director**
nastya@kimep.kz, + 7 (727) 270-43-22 (#3191)
050010 Kazakhstan, Almaty, Abai Ave. 4

STUDENT AFFAIRS

Dean

Shiraz Paracha, MA
sparacha@kimep.kz, + 7 (727) 237-47-80 (#1081)
050010 Kazakhstan, Almaty, Abai Ave. 4, Room #111, Dormitory building

Student Affairs Office

Mainura Topayeva, MBA, **Senior Director**
mainura@kimep.kz, + 7 (727) 237-47-91 (#1016)
050010 Kazakhstan, Almaty, Abai Ave. 4, Room #112, Dormitory building

Student Center

Ainura Ashirmetova, MBA, **Director**
ainura@kimep.kz, + 7 (727) 270-44-40 (#2315)
050010 Kazakhstan, Almaty, Abai Ave. 2, Room #201, Student Center

Medical Center

Zhanna Alimanova, Candidate of Sciences, **Doctor**
zhanna_a@kimep.kz, + 7 (727) 237-48-05 (#1325)
050010 Kazakhstan, Almaty, Abai Ave. 4, Room #103, Medical Center

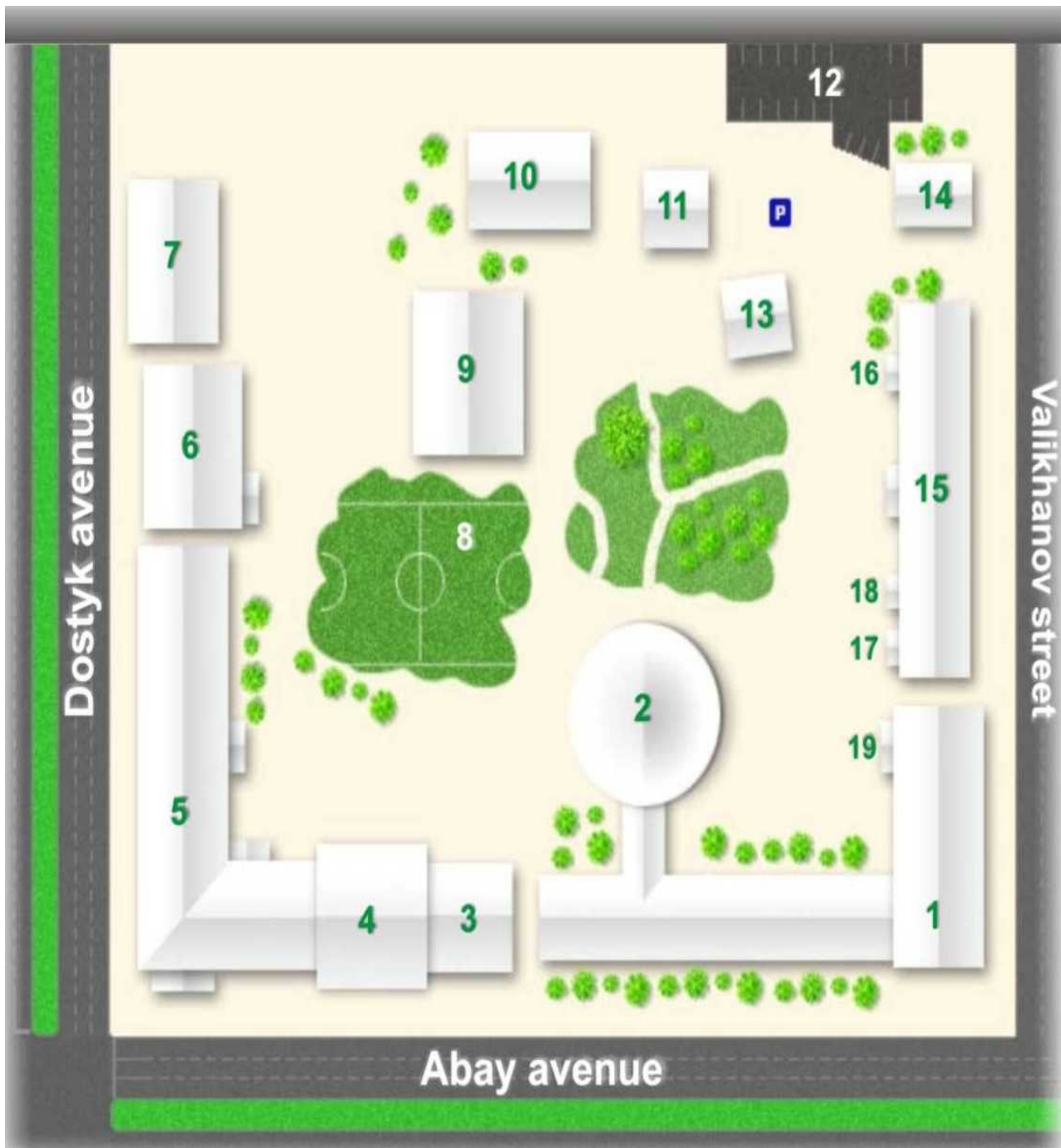
Sports Complex

Yergazy Orazaliyev, Diploma, **Director**
erik@kimep.kz, + 7 (727) 270-44-42 (#2187)
050010 Kazakhstan, Almaty, Abai Ave. 2, Sports Center

Student Dormitory

Zulfiyat Almukhanova, Diploma, **Director**
zulfiyat@kimep.kz, +7(727) 237-47-71 (#1246)
050010 Kazakhstan, Almaty, Abai Ave. 4, Room #117, Dormitory building

CAMPUS MAP



- | | |
|---|---|
| <ol style="list-style-type: none"> 1. Academic Building (Valikhanov)
College of Social Sciences
KIMEP Grill 2. Academic Building Lecture Halls #1 and #2 3. Great Hall 4. Fun Club 5. Administrative Building (Dostyk)
Bang College of Business 6. Language Center, Sports Complex 7. Apartment House 8. Sports Field | <ol style="list-style-type: none"> 9. New Academic Building 10. Olivier Giscard d'Estaing Library 11. Publishing Department 12. Parking 13. Plant Department 14. Garage 15. Dormitory Building 16. College of Continuing Education 17. Registration Office 18. Medical Center and Student Affairs Office 19. Admission Office |
|---|---|

ACKNOWLEDGEMENT

The Department of Quality Assurance and Institutional Research would like to express sincere appreciation to all who continuously support us in preparation and dissemination of the KIMEP Fact Book.

This volume became possible through fruitful collaboration with Office of the President; Office of the Vice President of Academic Affairs; Bang College of Business; College of Social Sciences; College of Continuing Education; School of Law; Enrollment Management Division; Human Resources Department; Corporate Development Department; Department of Marketing, Communication and Public Relations; Student Affairs Office; Department of Development; Support Services Division; International Relations Office; Computer and Information Systems Center; Dormitory; Library; Department of Finance and Accounting; Department of Translation and Interpretation, as well as Publishing House.

We hope that readers will enjoy the result of our big team's dedicated work.