



**APPLY TO THE BEST UNIVERSITY
IN CENTRAL ASIA WITH ONE CLICK**

WHAT ARE THE ADVANTAGES?



SAVE TIME

Use our simple system to quickly fill out online applications for admission and KIMEP scholarships. You can also register for the KIMEP Intellectual Olympiad and entrance exams and to check your admissions status and exam results instantly.



ONE CLICK

Just hit the "Send" button and we will receive all of your documents instantly



SAVE MONEY

There's no need to use expensive mailing or courier services.



INSTANT DATA PROCESSING

Your documents will be imported into our database automatically

WHAT ARE THE ADVANTAGES?



MINIMAL ERRORS

You will be instantly informed if you have made an error.



APPLY FROM ANYWHERE

Even if you are on a different continent, you can go online and fill out an application!



WE ARE WAITING FOR YOU HERE:

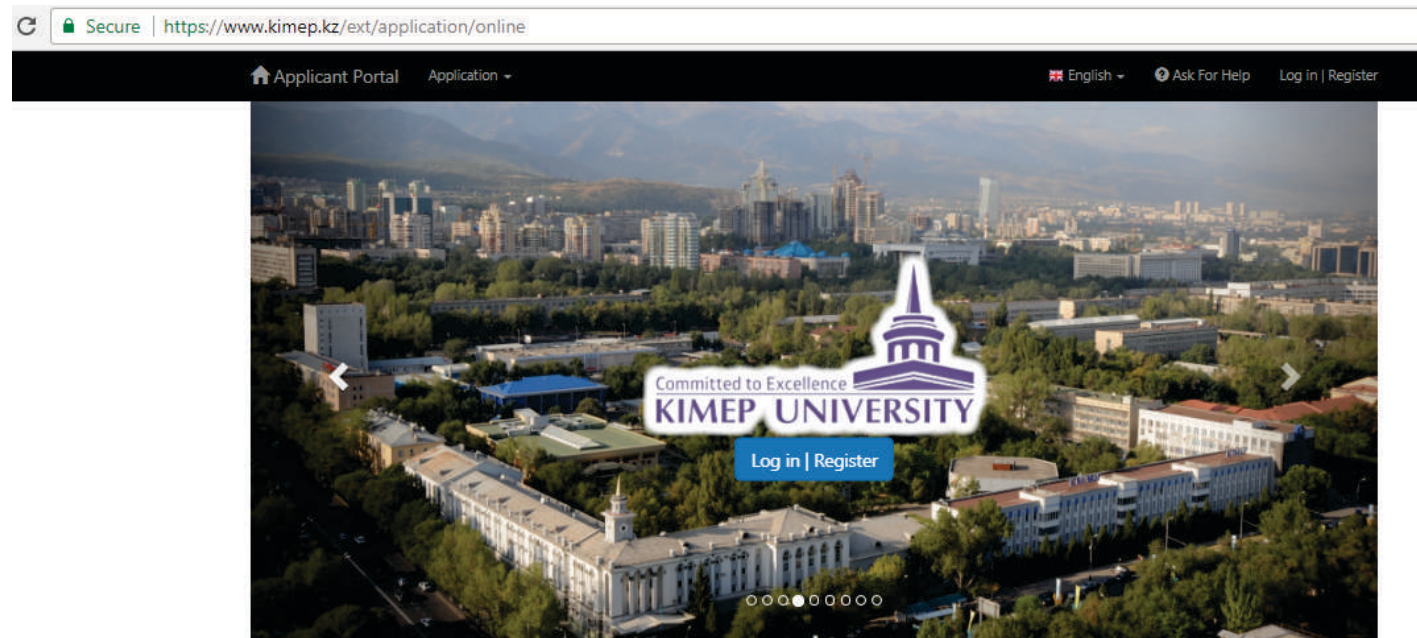
<https://www.kimep.kz/ext/application/online>

HOW TO FILL OUT YOUR ONLINE APPLICATION



STEP 1

Go to KIMEP University's website and follow the "Apply Online" link, or type in the following URL: <https://www.kimep.kz/ext/application/online>



HOW TO FILL OUT YOUR ONLINE APPLICATION



STEP 2

Create a new account (if you don't already have one) using the "Create a new account" link

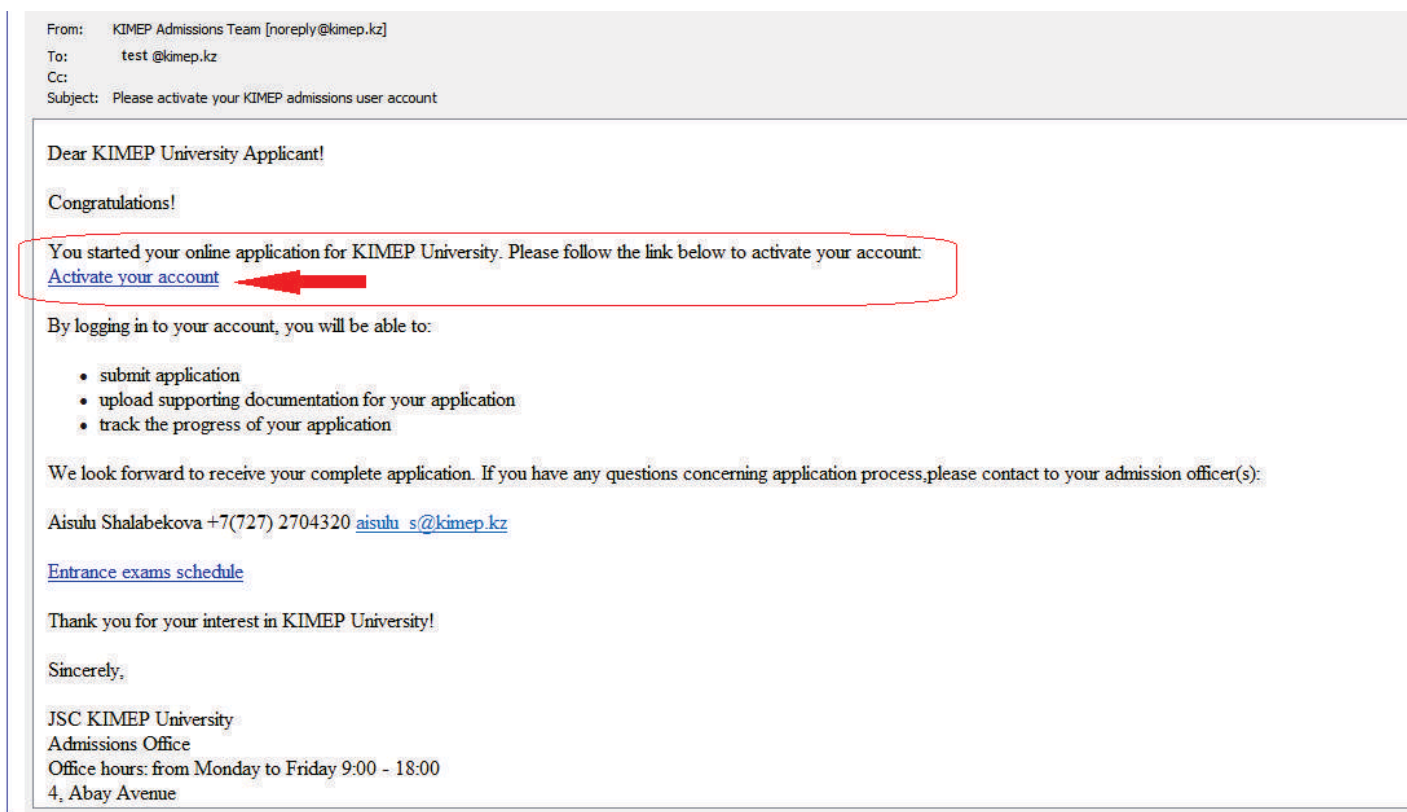
The screenshot shows the Applicant Portal interface. The top navigation bar includes "Applicant Portal", "Application", "English", "Ask For Help", and "Log in | Register". The main content area is split into two sections: "Log in." and "Register.". The "Log in." section has fields for "Email", "Password", a "Remember me?" checkbox, a "Log in" button, and a "Forgot your password?" link. Below this is a section for "Use a Student ID to log in." with fields for "Student ID" and "Passport or ID Card Number", and another "Remember me?" checkbox. A blue informational box states: "To login please use a Student ID and Password that were created by you during registration online OR use a StudentID and Passport/StateID # if you didn't apply online." The "Register." section is highlighted with a red border and contains a yellow warning box: "ALL information should be typed in English. Personal information should be entered exactly as it appears in your identity document, in English languages." Below the warning are fields for "First Name", "Last Name", "Mobile", "Citizenship" (a dropdown menu), "Email", "Password", and "Confirm password", followed by a "Register" button.

HOW TO FILL OUT YOUR ONLINE APPLICATION



STEP 3

Activate your account by checking the email address that you indicated in Step 2



HOW TO FILL OUT YOUR ONLINE APPLICATION



STEP 4

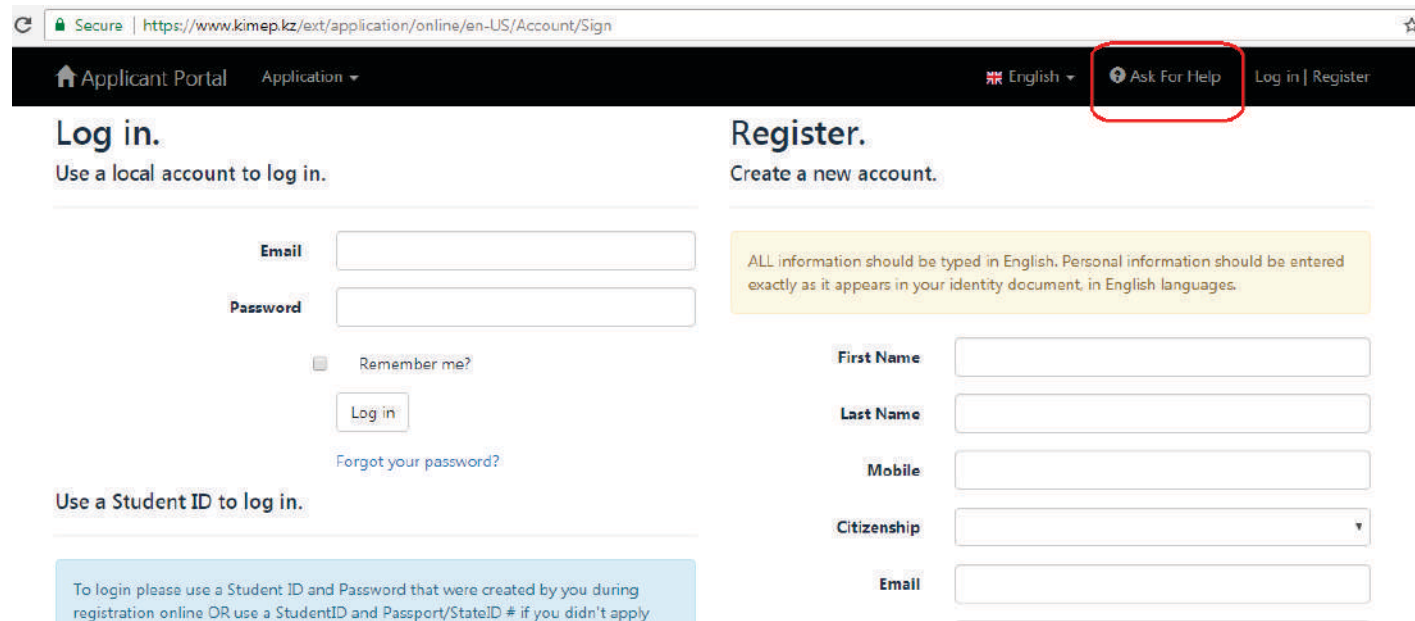
To start your application, please type your email address and the password you selected in Step 2 into the initial page of the Applicant Portal

The screenshot shows a web browser window with the URL <https://www.kimep.kz/ext/application/online/en-US/Account/Sign>. The page has a dark navigation bar with "Applicant Portal" and "Application" on the left, and "English", "Ask For Help", "Log in | Register" on the right. The main content area is split into two columns. The left column is titled "Log in." and contains the text "Use a local account to log in." Below this are two input fields: "Email" with the value "test@kimep.kz" and "Password" with the value "Your Password". There is a "Remember me?" checkbox, a "Log in" button, and a link for "Forgot your password?". The right column is titled "Register." and contains the text "Create a new account." Below this is a yellow warning box stating: "ALL information should be typed in English. Personal information should be entered exactly as it appears in your identity document, in English languages." At the bottom of the register section are three input fields labeled "First Name", "Last Name", and "Mobile".

HOW TO FILL OUT YOUR ONLINE APPLICATION

STEP 5

If you have any questions or concerns while filling in the different sections of the online application, please use the “Ask for Help” button on the upper right-hand corner of the Applicant Portal menu.



The screenshot shows the Applicant Portal Sign page. The browser address bar displays the URL: <https://www.kimep.kz/ext/application/online/en-US/Account/Sign>. The page header includes "Applicant Portal", "Application", "English", and a red-bordered "Ask For Help" button. The main content is divided into two sections: "Log in." and "Register.".

Log in.
Use a local account to log in.

Email

Password

Remember me?

[Forgot your password?](#)

Use a Student ID to log in.

To login please use a Student ID and Password that were created by you during registration online OR use a StudentID and Passport/StateID # if you didn't apply

Register.
Create a new account.

ALL information should be typed in English. Personal information should be entered exactly as it appears in your identity document, in English languages.

First Name

Last Name

Mobile

Citizenship

Email

HOW TO FILL OUT YOUR ONLINE APPLICATION

STEP 6

IF you would like to participate in the KIMEP Intellectual Olympiad, please tick “Yes” in the Academic Background section of the Applicant Portal, and take note of the associated deadlines and package of documents required for participation.



Academic Background

ALL information should be entered in English, except when you are asked to enter data in Kazakh/Russian language.

Would you like to participate in the KIMEP Intellectual Olympiad 2018? True *** Yes

*** By clicking “Yes” you confirm your participation, and KIMEP University will register you as a participant of the Olympiad. Be aware that this is only a start of your registration, and you will be invited to the Olympiad ONLY AFTER submission of the complete application package. Please upload documents in block 'Documents for Upload' OR submit hard copies to KIMEP U Admissions Office.

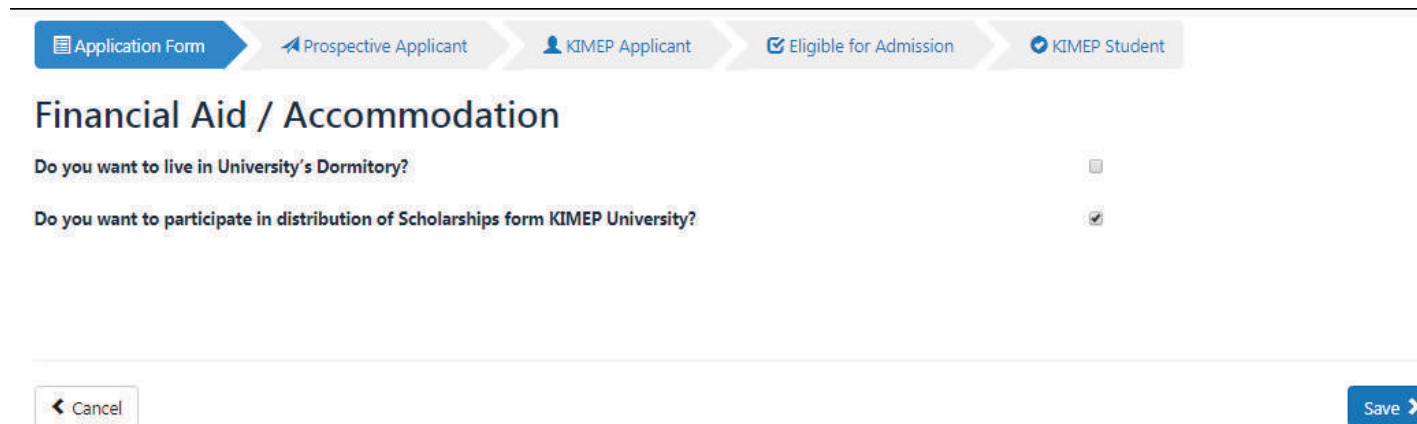
Main School

Country Kazakhstan	City Алматы
School/College name RFMSH	Year of graduation 2018
Language of instruction Russian	

HOW TO FILL OUT YOUR ONLINE APPLICATION

STEP 7

If you would like to apply to receive a scholarship from KIMEP University, or live in the KIMEP Dormitory, please tick "Yes" to these questions in the Financial Aid/Accommodation section, and take note of the associated deadlines.



The screenshot shows a progress bar at the top with five steps: Application Form (active), Prospective Applicant, KIMEP Applicant, Eligible for Admission, and KIMEP Student. Below the progress bar is the section title "Financial Aid / Accommodation". There are two questions with checkboxes:

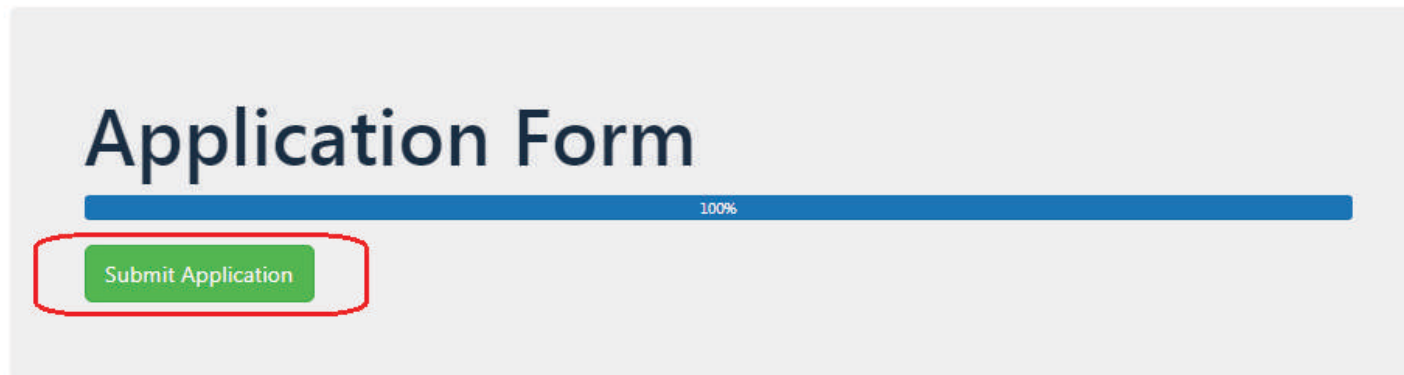
- Do you want to live in University's Dormitory?
- Do you want to participate in distribution of Scholarships form KIMEP University?

At the bottom of the form, there are two buttons: "Cancel" with a left arrow and "Save" with a right arrow.

HOW TO FILL OUT YOUR ONLINE APPLICATION

STEP 8

Please re-check all information and uploaded documents before clicking the "Submit Application" button.



Application Form

100%

Submit Application



Personal Information

Please note that it is important to provide correct contact information in the online application, as these addresses will be used in future correspondence.



Program Selection

Describe your situation more precisely and tell us which program of study you are to pursue at KIMEP University.



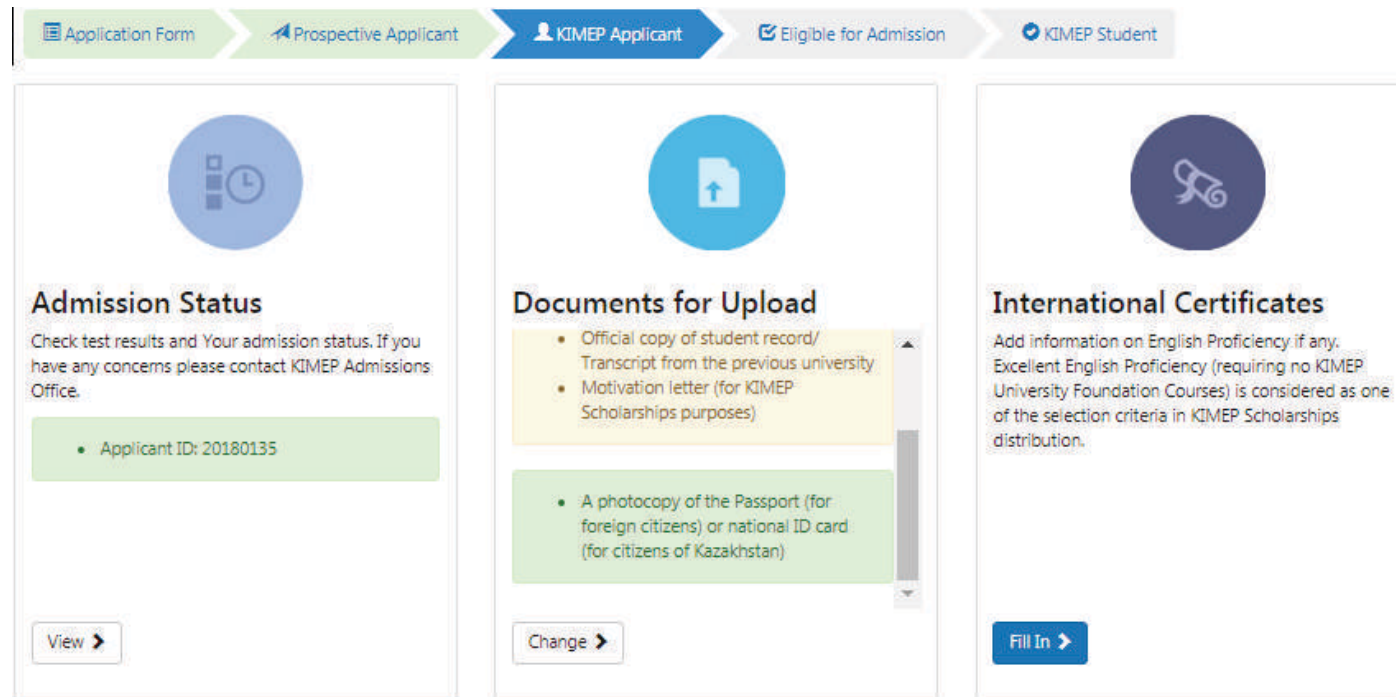
Academic Background

Indicate the name of the school / vocational school and/or University / Institute where you completed your secondary/high education.

HOW TO FILL OUT YOUR ONLINE APPLICATION

STEP 9

Registration for entrance exams, the option to check your Admission Status, and Exam Results are only available after KIMEP assigns you a personal Student ID.



The screenshot displays a progress bar at the top with five stages: Application Form, Prospective Applicant, KIMEP Applicant (highlighted), Eligible for Admission, and KIMEP Student. Below the progress bar are three main sections:

- Admission Status:** Features a clock icon. Text: "Check test results and Your admission status. If you have any concerns please contact KIMEP Admissions Office." A green box shows "Applicant ID: 20180135". A "View >" button is at the bottom.
- Documents for Upload:** Features a document icon. A yellow box lists: "Official copy of student record/ Transcript from the previous university" and "Motivation letter (for KIMEP Scholarships purposes)". A green box lists: "A photocopy of the Passport (for foreign citizens) or national ID card (for citizens of Kazakhstan)". A "Change >" button is at the bottom.
- International Certificates:** Features a certificate icon. Text: "Add information on English Proficiency if any. Excellent English Proficiency (requiring no KIMEP University Foundation Courses) is considered as one of the selection criteria in KIMEP Scholarships distribution." A "Fill In >" button is at the bottom.

HOW TO FILL OUT YOUR ONLINE APPLICATION

STEP 9 (CONT.)

Additional documents can be uploaded at any stage of your online application.

Application Form | Prospective Applicant | KIMEP Applicant | Eligible for Admission | KIMEP Student

Documents for Upload

The short guide for international students re: medical documents, bank account and IIN.

⚠ Please upload documents in PDF format. If you upload a copy of State ID, please make sure that the uploaded file reflects copies of BOTH sides of the document! The application for admission is valid ONLY IF there is a full copy of any required document that could be made by scanning all sides/pieces of the document in one PDF file.

Required for further processing

A photocopy of the Passport (for foreign citizens) or national ID card (for citizens of Kazakhstan)

1! No file chosen 2!

please click the button **Choose File** (you should choose your scanned Passport) and then click button **Upload**! The field will be marked by **green color** if document is uploaded successfully!

Optional for now

A photocopy of the Certificate of completion of Secondary Education (Attestat/Diploma)

No file chosen

Copy of the Final Transcript

No file chosen

Copies of any certificates, honors, or awards in the field of study of the applicant and all other certificates, honors or awards (in languages, in sport, etc.) for the last 3 years

No file chosen



WE WELCOME YOUR APPLICATIONS!
